

Drilling Rigs and Wells Report

December 2018

National

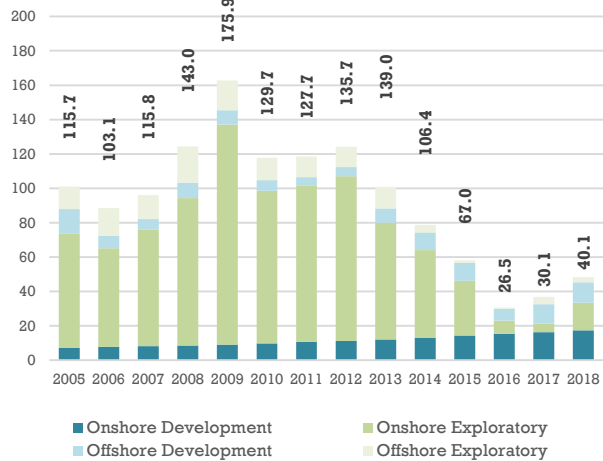


		Pemex		Other Operators		Total		
		DEC/2017	DEC/2018	DEC/2017	DEC/2018	DEC/2017	DEC/2018	
Drilling Rigs	Total	36.0	44.0	3.4	5.1	39.4	49.1	
	Development	Onshore	11.0	18.0	0.0	0.0	11.0	18.0
		Offshore	11.0	15.0	2.3	3.1	13.3	18.1
	Exploration	Onshore	10.0	3.0	1.1	2.0	11.1	5.0
Offshore		4.0	8.0	0.0	0.0	4.0	8.0	
Drilled Wells	Total	13	20	2	0	15	20	
	Development	Onshore	1	4	0	0	1	4
		Offshore	9	10	1	0	10	10
	Exploration	Onshore	2	2	1	0	3	2
Offshore		1	4	0	0	1	4	
Completed Wells	Total	9	21	2	0	11	21	
	Development	Onshore	1	2	0	0	1	2
		Offshore	6	14	0	0	6	14
	Exploration	Onshore	2	3	2	0	4	3
Offshore		0	2	0	0	0	2	

¹Average number of drilling rigs calculated from the beginning of the year through the month of reporting.

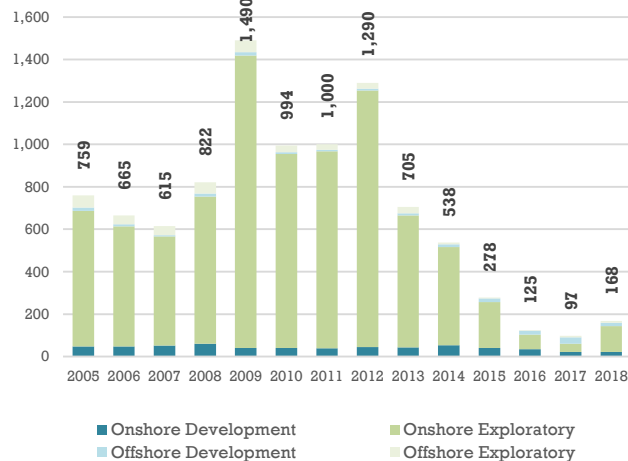
²Cumulative number of wells from the beginning of the year through the month of reporting.

Drilling rigs by well category¹



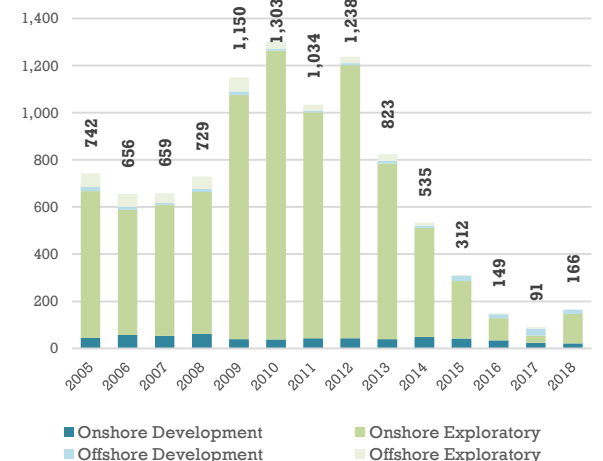
Note: Annual average rig count.

Wells drilled by category²



Note: Wells accumulated per year.

Wells completed by category²



Note: Wells accumulated per year.

Drilling Rigs and Wells Report

December 2018



Basins: Burgos, Burro-Picachos and Sabinas

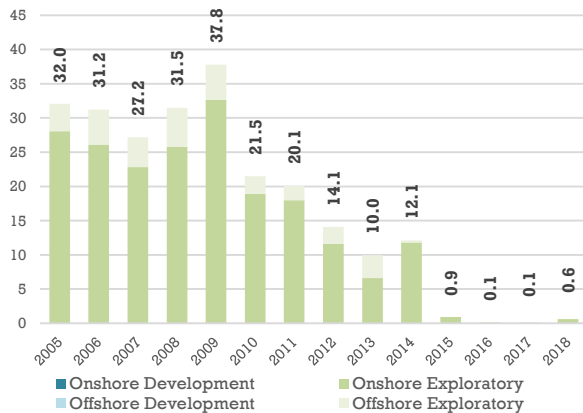


		Pemex		Other Operators		Total		
		DEC/2017	DEC/2018	DEC/2017	DEC/2018	DEC/2017	DEC/2018	
Drilling Rigs	Total	1.0	0.0	0.0	0.5	1.0	0.5	
	Development	Onshore	0.0	0.0	0.0	0.0	0.0	0.0
		Offshore	1.0	0.0	0.0	0.5	1.0	0.5
	Exploration	Onshore	0.0	0.0	0.0	0.0	0.0	0.0
Offshore		0.0	0.0	0.0	0.0	0.0	0.0	
Drilled Wells	Total	1	2	0	0	1	2	
	Development	Onshore	0	0	0	0	0	0
		Offshore	1	2	0	0	1	2
	Exploration	Onshore	0	0	0	0	0	0
Offshore		0	0	0	0	0	0	
Completed Wells	Total	0	2	0	0	0	2	
	Development	Onshore	0	0	0	0	0	0
		Offshore	0	2	0	0	0	2
	Exploration	Onshore	0	0	0	0	0	0
Offshore		0	0	0	0	0	0	

¹Average number of drilling rigs calculated from the beginning of the year through the month of reporting.

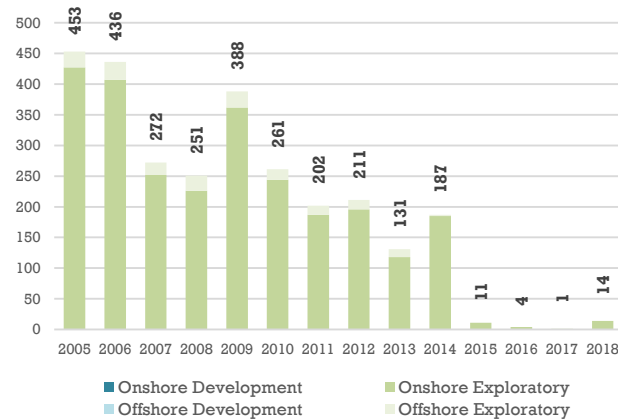
²Cumulative number of wells from the beginning of the year through the month of reporting.

Drilling rigs by well category¹



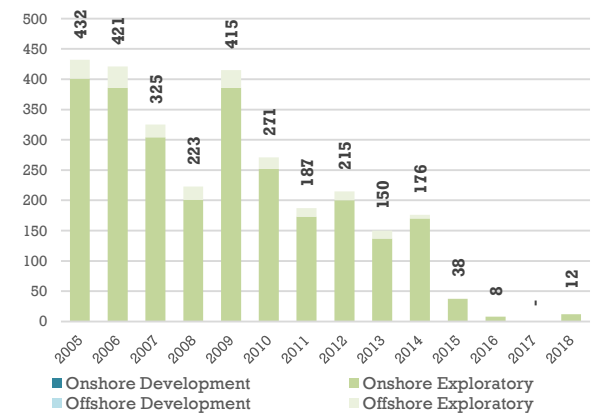
Note: Annual average rig count.

Wells drilled by category²



Note: Wells accumulated per year.

Wells completed by category²



Note: Wells accumulated per year.

Source: Institutional Database of Petróleos Mexicanos and the National Hydrocarbons Commission

Drilling Rigs and Wells Report

December 2018

Basin: Tampico-Misantla

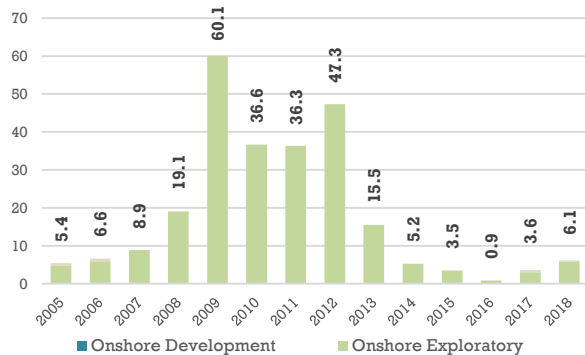


		Pemex		Other Operators		Total		
		DEC/2017	DEC/2018	DEC/2017	DEC/2018	DEC/2017	DEC/2018	
Drilling Rigs	Total	9.0	5.0	2.0	2.0	11.0	7.0	
	Development	Onshore	0.0	0.0	0.0	0.0	0.0	0.0
		Offshore	8.0	5.0	2.0	2.0	10.0	7.0
	Exploration	Onshore	0.0	0.0	0.0	0.0	0.0	0.0
Offshore		1.0	0.0	0.0	0.0	1.0	0.0	
Drilled Wells	Total	7	6	1	0	8	6	
	Development	Onshore	0	0	0	0	0	0
		Offshore	7	6	1	0	8	6
	Exploration	Onshore	0	0	0	0	0	0
Offshore		0	0	0	0	0	0	
Completed Wells	Total	5	6	0	0	5	6	
	Development	Onshore	0	0	0	0	0	0
		Offshore	5	6	0	0	5	6
	Exploration	Onshore	0	0	0	0	0	0
Offshore		0	0	0	0	0	0	

¹Average number of drilling rigs calculated from the beginning of the year through the month of reporting.

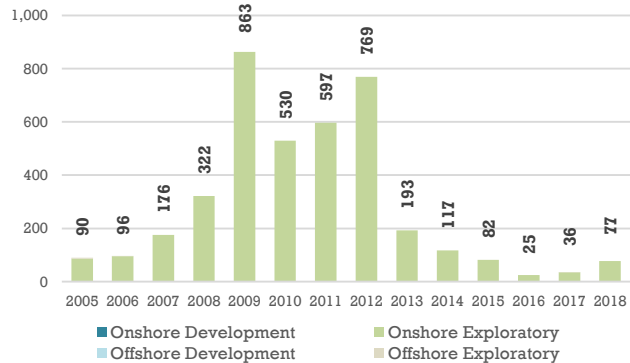
²Cumulative number of wells from the beginning of the year through the month of reporting.

Drilling rigs by well category¹



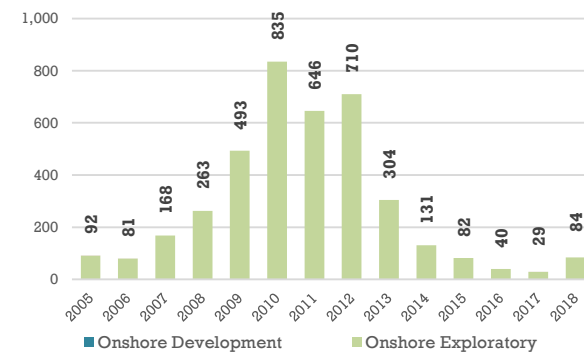
Note: Annual average rig count.

Wells drilled by category²



Note: Wells accumulated per year.

Wells completed by category²



Note: Wells accumulated per year.

Source: Institutional Database of Petróleos Mexicanos and the National Hydrocarbons Commission

Drilling Rigs and Wells Report

December 2018



Basin: Veracruz

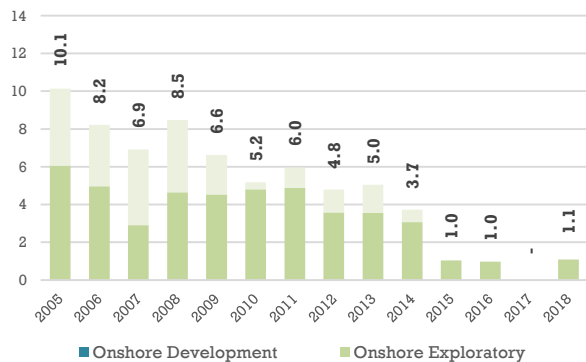


		Pemex		Other Operators		Total		
		DEC/2017	DEC/2018	DEC/2017	DEC/2018	DEC/2017	DEC/2018	
Drilling Rigs	Total	0.0	3.0	0.0	0.0	0.0	3.0	
	Development	Onshore	0.0	0.0	0.0	0.0	0.0	0.0
		Offshore	0.0	3.0	0.0	0.0	0.0	3.0
	Exploration	Onshore	0.0	0.0	0.0	0.0	0.0	0.0
Offshore		0.0	0.0	0.0	0.0	0.0	0.0	
Drilled Wells	Total	0	0	0	0	0	0	
	Development	Onshore	0	0	0	0	0	0
		Offshore	0	0	0	0	0	0
	Exploration	Onshore	0	0	0	0	0	0
Offshore		0	0	0	0	0	0	
Completed Wells	Total	0	0	0	0	0	0	
	Development	Onshore	0	0	0	0	0	0
		Offshore	0	0	0	0	0	0
	Exploration	Onshore	0	0	0	0	0	0
Offshore		0	0	0	0	0	0	

¹Average number of drilling rigs calculated from the beginning of the year through the month of reporting.

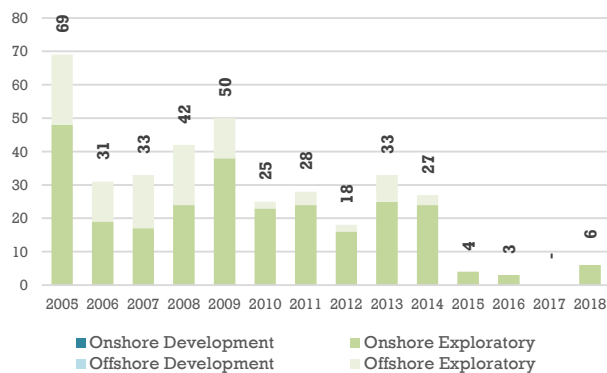
²Cumulative number of wells from the beginning of the year through the month of reporting.

Drilling rigs by well category¹



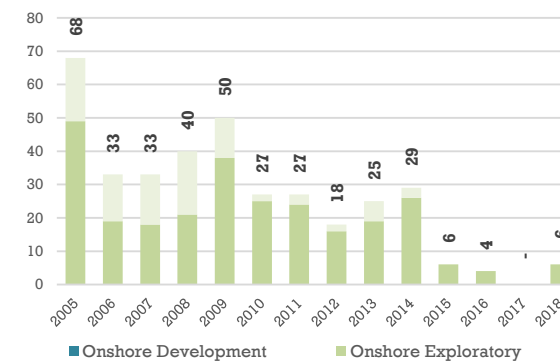
Note: Annual average rig count.

Wells drilled by category²



Note: Wells accumulated per year.

Wells completed by category²



Note: Wells accumulated per year.

Source: Institutional Database of Petróleos Mexicanos and the National Hydrocarbons Commission

Drilling Rigs and Wells Report

December 2018



Southeast basins

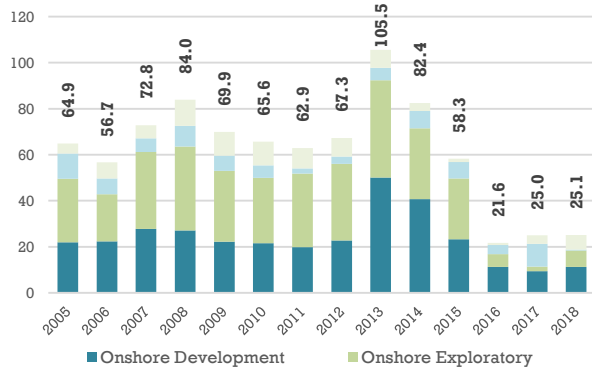


		Pemex		Other Operators		Total		
		DEC/2017	DEC/2018	DEC/2017	DEC/2018	DEC/2017	DEC/2018	
Drilling Rigs	Total	25.0	33.0	1.4	1.6	26.4	34.6	
	Development	Onshore	11.0	18.0	0.0	0.0	11.0	18.0
		Offshore	2.0	7.0	0.3	0.6	2.3	7.6
	Exploration	Onshore	9.0	0.0	1.1	1.0	10.1	1.0
Offshore		3.0	8.0	0.0	0.0	3.0	8.0	
Drilled Wells	Total	3	10	1	0	4	10	
	Development	Onshore	1	4	0	0	1	4
		Offshore	1	2	0	0	1	2
	Exploration	Onshore	0	0	1	0	1	0
Offshore		1	4	0	0	1	4	
Completed Wells	Total	2	10	2	0	4	10	
	Development	Onshore	1	2	0	0	1	2
		Offshore	1	6	0	0	1	6
	Exploration	Onshore	0	0	2	0	2	0
Offshore		0	2	0	0	0	2	

¹Average number of drilling rigs calculated from the beginning of the year through the month of reporting.

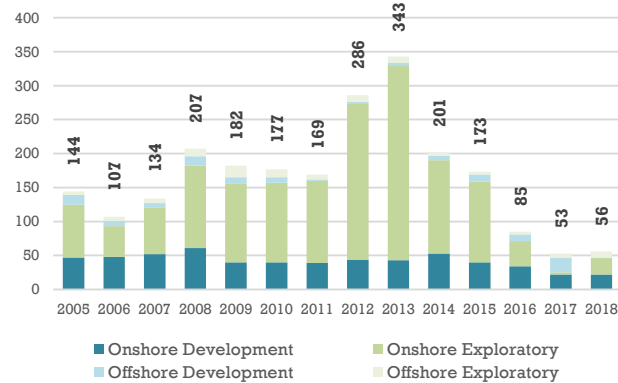
²Cumulative number of wells from the beginning of the year through the month of reporting.

Drilling rigs by well category¹



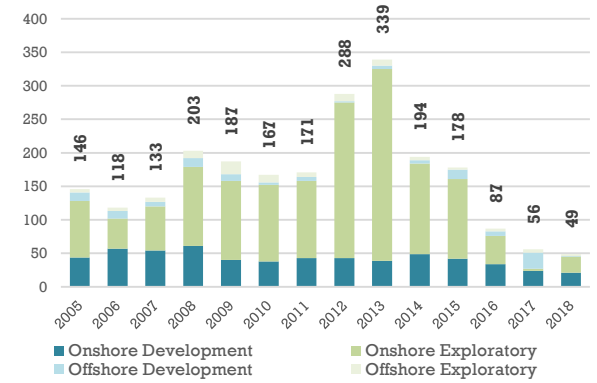
Note: Annual average of drilling equipment.

Wells drilled by category²



Note: Wells accumulated per year.

Wells completed by category²



Note: Wells accumulated per year.

Source: Institutional Database of Petróleos Mexicanos and Comisión Nacional de Hidrocarburos

Drilling Rigs and Wells Report

December 2018

Basin: Deepwater Gulf of Mexico

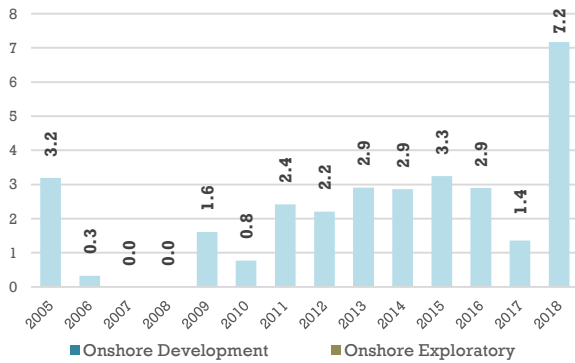


		Pemex		Other Operators		Total		
		DEC/2017	DEC/2018	DEC/2017	DEC/2018	DEC/2017	DEC/2018	
Drilling Rigs	Total	1.0	3.0	0.0	1.0	1.0	4.0	
	Development	Onshore	0.0	0.0	0.0	0.0	0.0	0.0
		Offshore	0.0	0.0	0.0	0.0	0.0	0.0
	Exploration	Onshore	1.0	3.0	0.0	1.0	1.0	4.0
Offshore		0.0	0.0	0.0	0.0	0.0	0.0	
Drilled Wells	Total	2	2	0	0	2	2	
	Development	Onshore	0	0	0	0	0	0
		Offshore	0	0	0	0	0	0
	Exploration	Onshore	2	2	0	0	2	2
Offshore		0	0	0	0	0	0	
Completed Wells	Total	2	3	0	0	2	3	
	Development	Onshore	0	0	0	0	0	0
		Offshore	0	0	0	0	0	0
	Exploration	Onshore	2	3	0	0	2	3
Offshore		0	0	0	0	0	0	

¹Average number of drilling rigs calculated from the beginning of the year through the month of reporting.

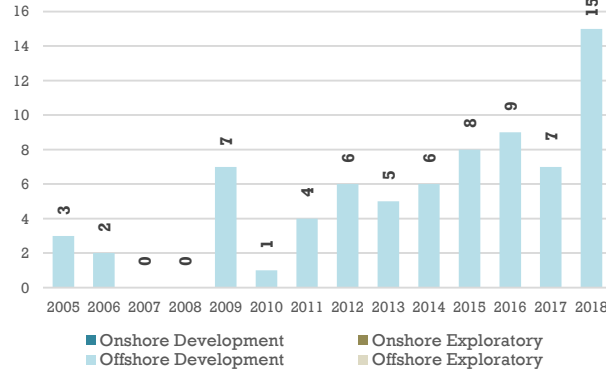
²Cumulative number of wells from the beginning of the year through the month of reporting.

Drilling rigs by well category¹



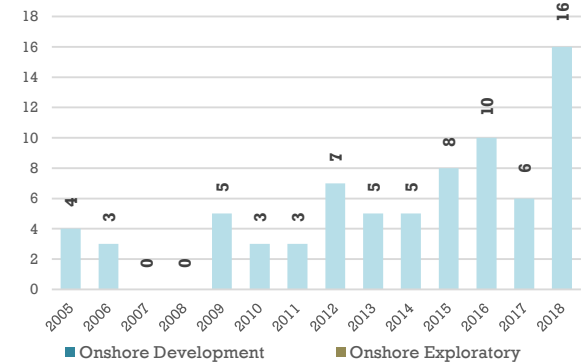
Note: Annual average rig count.

Wells drilled by category²



Note: Wells accumulated per year.

Wells completed by category²



Note: Wells accumulated per year.

Source: Institutional Database of Petróleos Mexicanos and the National Hydrocarbons Commission