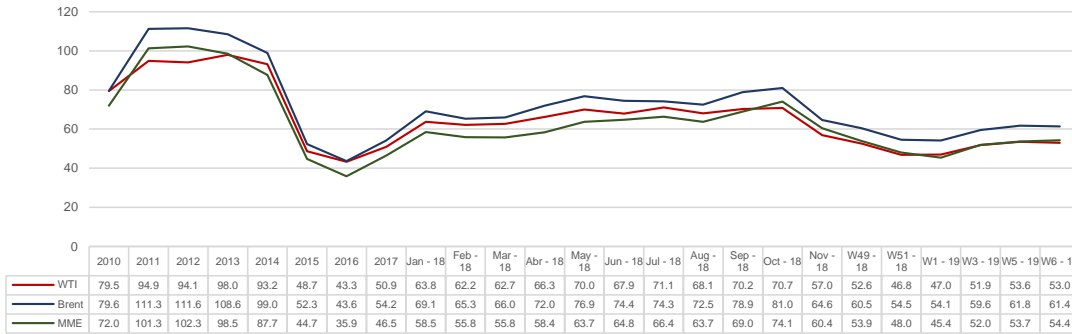


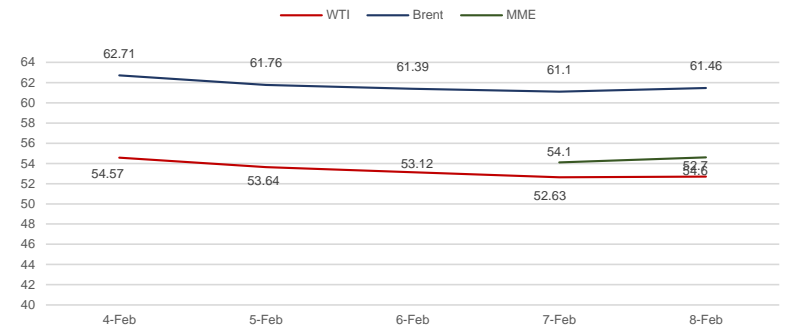
Oil and gas prices report

February 4 to 8, 2019

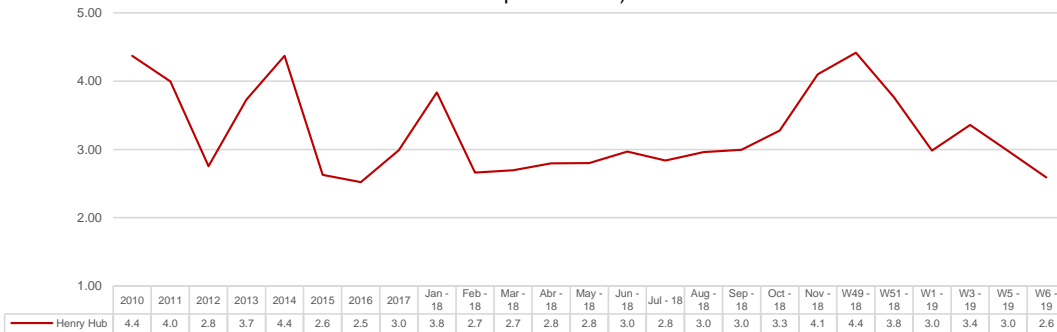
Historic prices of benchmarks and Mexican crude oil mix (USD per barrel)



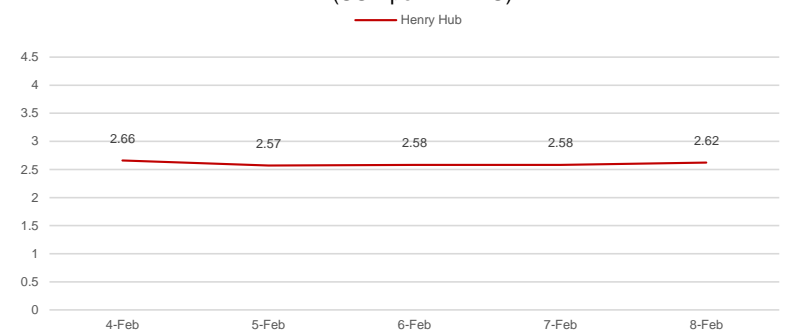
Spot prices of benchmarks and Mexican crude oil mix (USD per barrel)



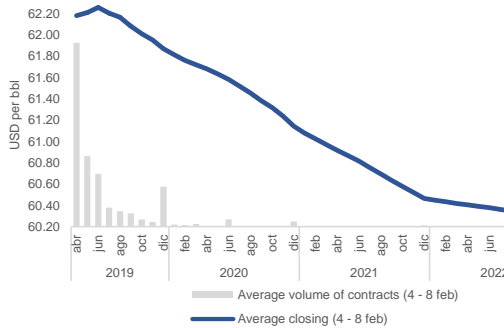
Historic prices of Henry Hub (USD per mMBTU)



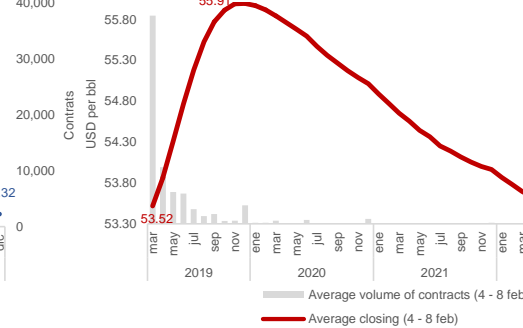
Spot prices for Henry Hub (USD per mMBTU)



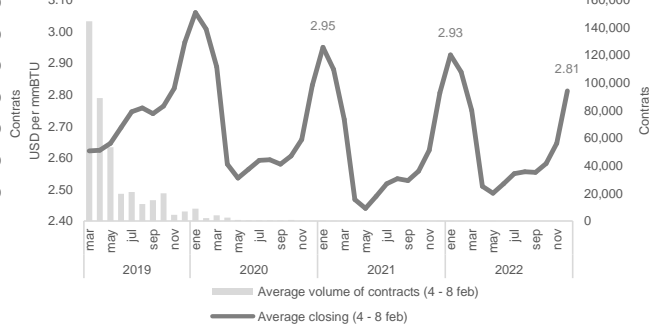
Futures prices on Brent



Futures prices on WTI



Futures prices on Henry Hub



Notes: The information presented is for informational purposes only. The figures may not coincide due to rounding.
 Sources: U.S. Energy Information Administration, Petroleum and other liquids spot prices. http://www.eia.gov/dnav/pet/pet_pri_spt_s1_d.htm, Secretaría de Energía (MME and last four days). CME Group, WTI Financial Futures Settlements. http://www.cmegroup.com/trading/energy/crude-oil/west-texas-intermediate-wti-crude-oil-calendar-swap-futures_quotes_settlements_futures.html, CME Group, Brent Last Day Financial Futures Settlements. http://www.cmegroup.com/trading/energy/crude-oil/brent-crude-oil-last-day_quotes_settlements_futures.html. Henry Hub Natural Gas Futures Settlements, http://www.cmegroup.com/trading/energy/natural-gas/natural-gas_quotes_settlements_futures.
 On February 4, 5 and 6, prices are not published due to the lack of contributions for the Anniversary holiday of the Political Constitution of the United Mexican States and for the Lunar New Year holiday in Asia
 Date of Consultation(11/02/2019).