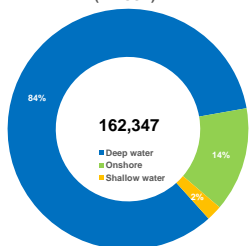


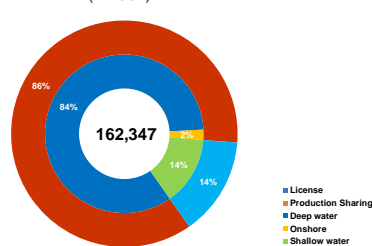
Estimated investment in Contracts

Updated October 2018

Estimated investment by location (mmUSD)



Estimated investment by contract and location (mmUSD)



Estimated Investment

162,347

Estimated investment by contracts (mmUSD)

41,431

Estimated investment in Round 1 (mmUSD)

103,035

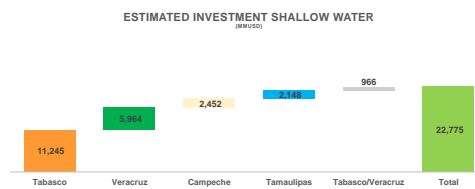
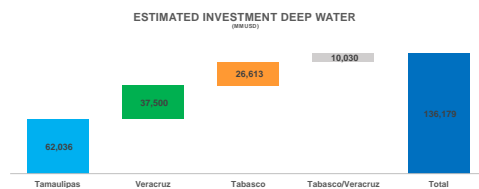
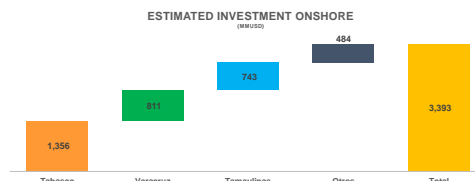
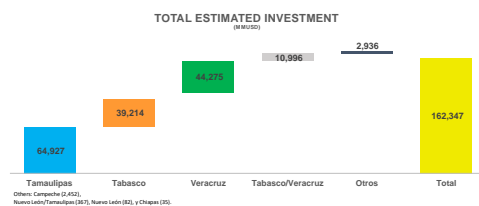
Estimated investment in Round 2 (mmUSD)

8,626

Estimated investment in Round 3 (mmUSD)

9,255

Estimated investment in Farmouts (mmUSD)



Estimated investment by year for round 1, 2, 3 and Formouts

(Millions of dollars)

	2015	2016	2017	2018	2019	2020	2021	2022	2023	2024	2025	>2025	Total
Round 1													
L1 - Shallow water	0	944	737	804	115	54	27	27	0	0	0	0	2,708
L2 - Shallow water	0	1,403	924	474	180	121	69	56	22	0	0	0	3,248
L3 - On shore	0	62	240	140	103	79	36	33	33	33	33	330	1,122
L4 - Deep water	0	0	63	3	0	0	864	39	1,495	2,368	2,961	26,561	34,353
Total	0	2,409	1,963	1,421	398	253	996	155	1,550	2,401	2,994	26,891	41,431
Round 2													
L1 - Shallow water	0	0	7	383	342	769	1358	2031	1602	1047	590	63	8,193
L2 - On shore	0	0	0	0	51	162	128	74	266	226	135	58	1,100
L3 - On shore	0	0	0	0	86	230	140	184	225	81	3	0	949
L4 - Deep water	0	0	0	0	14	147	0	0	2,324	3,119	4,645	82,545	92,794
Total	0	0	7	384	493	1,308	1,626	2,289	4,417	4,472	5,373	82,666	103,035
Round 3													
L1 - Shallow water	0	0	0	732	704	765	2,594	2,436	895	365	114	20	8,626
Total	0	0	0	732	704	765	2,594	2,436	895	365	114	20	8,626
FARMOUTS													
Total Farmouts	0	0	100	316	198	369	998	1,585	1,597	728	642	2,721	9,255
TOTAL	0	2,409	2,070	2,853	1,794	2,696	6,214	6,466	8,458	7,966	9,122	112,298	162,347