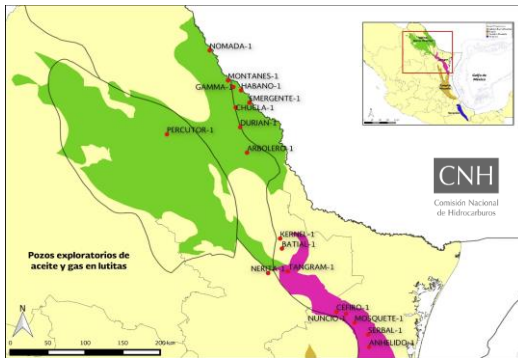
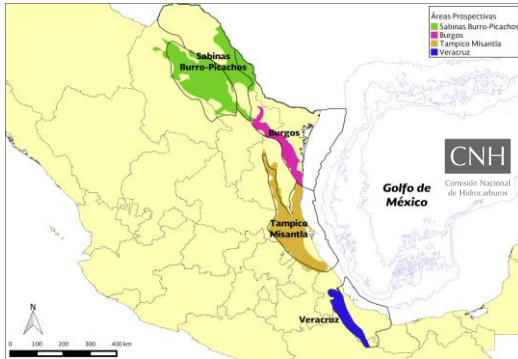
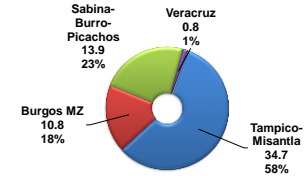
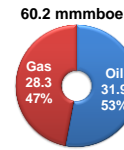


Oil provinces and drilled wells



Prospective resources

Oil province	Oil mmb	Gas Tcf	OE mmmboe
Tampico-Misantla	30.7	20.7	34.7
Burgos MZ	0.0	53.8	10.8
Sabina-Burro-Picachos	0.6	67.0	13.9
Veracruz	0.6	0.0	0.8
Total Shale	31.9	141.5	60.2



Exploratory wells



Finished shale exploratory wells of oil and gas

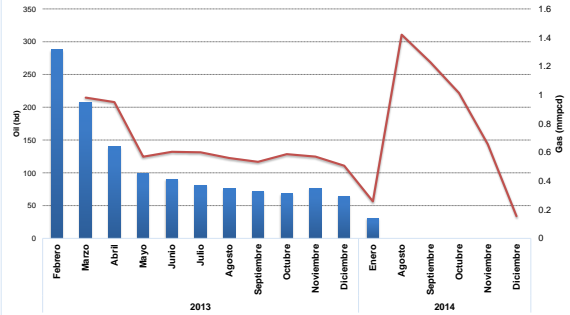
Well	Total depth (mts)	Termination	Producer interval (mts)	Municipality	State	Results
Emergente 1	4,071	17-feb-11	3,618-3,670	Hidalgo	Coahuila	Commercial production of dry gas
Percutor 1	3,436	30-mar-12	3,330-3,390	Progreso	Coahuila	Commercial production of dry gas
Habano 1	3,770	15-abr-12	3,703-3,643	Hidalgo	Coahuila	Commercial production of gas and condensate
Montañas 1	3,200	30-abr-12	3,155-3,080	Guerrero	Coahuila	Non-commercial production of gas and condensate
Nómada 1	2,850	30-jun-12	2,806-2,737	Nava	Coahuila	Dry, non-producing
Arbolero 1	4,007	07-jul-12	3,878-3,825	Anáhuac	Nuevo León	Commercial production of dry gas
Anhérido 1	3,945	28-dic-12	2,847-2,922	Cruillas	Tamaulipas	Commercial production of oil and gas
Chucula 1	3,705	30-mar-13	3,560-3,645	Hidalgo	Coahuila	Commercial production of gas and condensate
Durían 1	4,250	05-jul-13	4,155-4,215	Anáhuac	Nuevo León	Commercial production of dry gas
Nuncio 1	4,900	23-nov-13	4,821-4,865	Burgos	Tamaulipas	Commercial production of dry gas
Tangram 1	4,426	31-dic-13	4,320-4,400	China	Nuevo León	Commercial production of dry gas
Gamma 1	3,793	22-dic-13	3,690-3,740	Guerrero	Coahuila	Non-commercial production of gas and condensate
Kernel 1	4,404	31-dic-13	4,292-4,364	Melchor Ocampo	Nuevo León	Commercial production of dry gas
Batal 1	4,199	21-may-14	4,110-4,160	Los Herreras	Nuevo León	Non-commercial production of gas and condensate
Mosquete 1	4,156	11-jun-14	4,030-4,094	Burgos	Tamaulipas	Dry, non-producing
Netita 1	4,100	08-ago-14	3,922-4,013	Los Ramones	Nuevo León	Non-commercial production of dry gas
Céfiro 1	4,598	28-sep-14	4,502-4,560	Burgos	Tamaulipas	Commercial production of dry gas
Serbal 1	4,750	28-ene-15	4,620-4,715	Cruillas	Tamaulipas	Non-commercial production of wet gas

Remaining gas reserves¹

Field	Gas (mmcf)		
	1P	2P	3P
Anhérido	0.75	0.75	0.75
Chucula	1.76	1.76	1.76
Emergente	0.09	13.74	13.74
Habano	0.35	0.35	0.35
Nuncio	2.95	2.95	2.95
Tangram	17.94	17.94	17.94

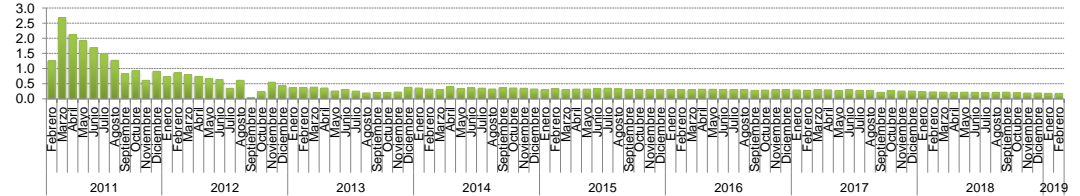
Oil (bd) and gas (mmcf)

Anhérido*

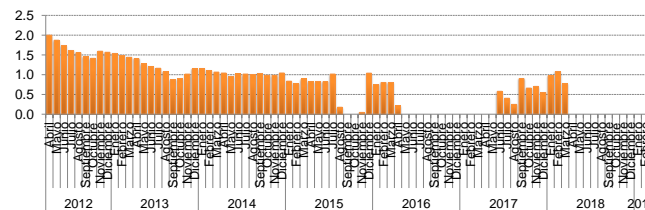


Gas production (mmcf)

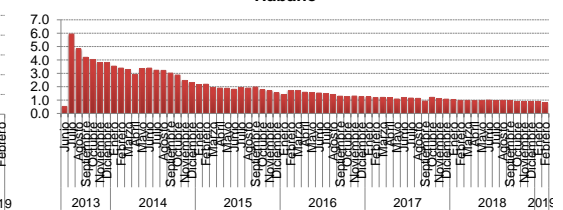
Emergente



Percutor



Habano



Source: Petroleos Mexicanos: institutional database. Reserve information sent to the National Hydrocarbons Commission. Portal information from PEMEX-Secretary of Energy.
Information of Anhelidos oil production is reported as not available in Petroleos Mexicanos institutional data base since February 2014, in the case of natural gas, it is reported as not available from February to July 2014 and from January 2015 to the present.
1 / 1P, 2P, 3P: data through 2018.