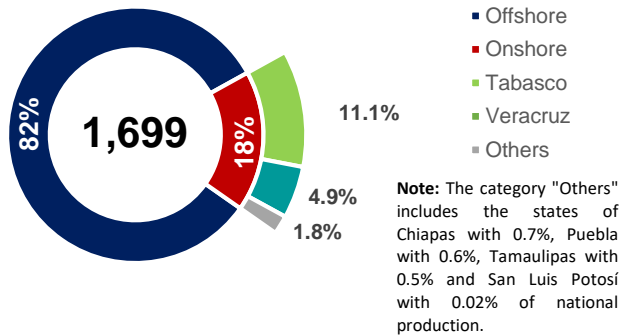
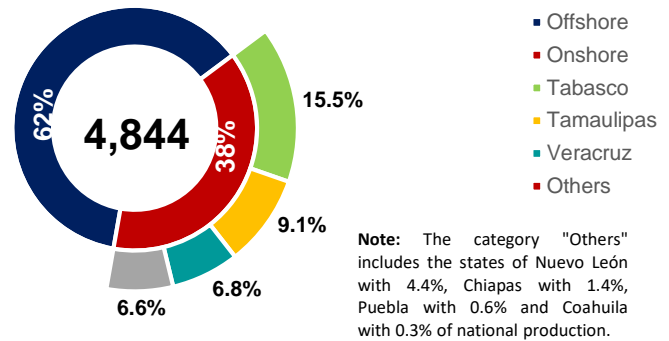


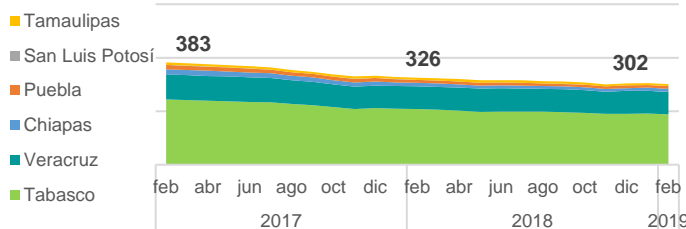
National oil production by state
February 2019 (KBD)



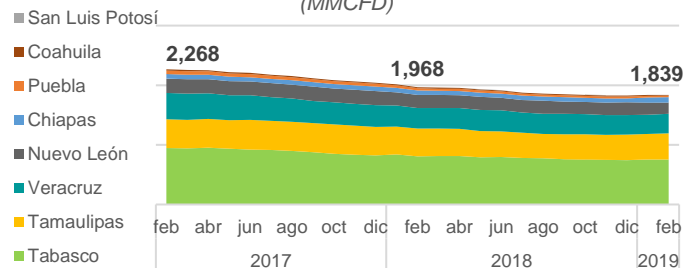
National gas production by state
February 2019 (MMCFD)



Onshore oil production by state
(KBD)



Onshore oil production by state
(MMCFD)



Onshore oil production by state
February 2019 (KBD)



Onshore gas production by state
February 2019 (MMCFD)



Oil production by state-variation (KBD)

State	feb-18	2019 vs. 2018	jan-19	Feb vs Jan	feb-19
Offshore	1,547.1	▼	1,316.2	▲	1,397.9
Tabasco	207.5	▼	191.9	▼	188.1
Veracruz	85.2	▼	84.0	▼	83.9
Chiapas	13.0	▼	12.0	▲	12.1
Puebla	11.2	▼	9.4	▲	9.7
Tamaulipas	8.3	▼	7.8	▲	7.9
San Luis Potosí	0.5	▼	0.3	▼	0.3
Total	1,872.8	▼	1,621.7	▲	1,699.9

Gas production by state-variation (MMCFD)

Estado	feb-18	2019 vs. 2018	jan-19	Feb vs Jan	feb-19
Associated gas	3,693.6	▲	3,626.9	▲	3,845.9
Offshore	2,705.9	▲	2,651.9	▲	2,867.2
Tabasco	721.3	▼	689.9	▼	685.1
Veracruz	155.9	▲	163.7	▲	170.3
Chiapas	59.6	▲	79.1	▲	82.0
Puebla	38.4	▼	27.3	▼	26.8
Tamaulipas	12.2	▲	14.7	▼	14.5
San Luis Potosí	0.3	▼	0.1	▼	0.1
Non-associated gas	1,126.8	▼	998.7	▼	998.4
Tamaulipas	452.0	▼	417.1	▲	427.3
Veracruz	190.9	▼	157.1	▼	156.9
Nuevo León	220.3	▼	202.1	▼	188.4
Tabasco	87.4	▼	62.4	▲	66.5
Coahuila	18.5	▼	14.0	▼	11.9
Chiapas	11.0	▼	7.9	▲	9.4
Offshore	146.7	▼	138.1	▼	137.9
Total	4,820.4	▲	4,625.6	▲	4,844.3

Source: Information submitted by Operators to the National Hydrocarbons Commission. Figures can change due to revisions and validations.

Notes: This report is issued for illustrative purposes only and can not be considered official information for the determination of the amount of shares in oil revenues corresponding to the states.

Production corresponding to volumes of hydrocarbons extracted.

Units: KBD = Thousands of barrels per day. MMCFD = Million cubic feet per day.