

Drilling Rigs and Wells Report

February 2019

National

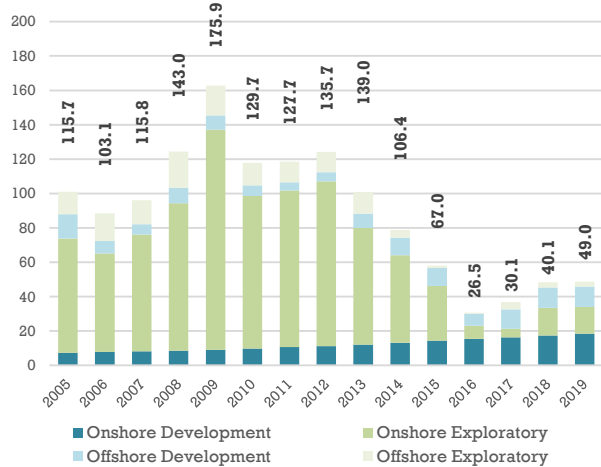


		Pemex		Other Operators		Total		
		FEB/2018	FEB/2019	FEB/2018	FEB/2019	FEB/2018	FEB/2019	
Drilling Rigs	Total	38.0	34.0	2.7	7.7	40.7	41.7	
	Development	Onshore	11.0	15.0	0.0	0.0	11.0	15.0
		Offshore	12.5	10.0	2.5	5.7	15.0	15.7
	Exploration	Onshore	11.7	3.0	0.1	2.0	11.8	5.0
Offshore		2.8	6.0	0.0	0.0	2.8	6.0	
Drilled Wells	Total	15	16	0	0	15	16	
	Development	Onshore	1	4	0	0	1	4
		Offshore	13	11	0	0	13	11
	Exploration	Onshore	1	1	0	0	1	1
Offshore		0	0	0	0	0	0	
Completed Wells	Total	17	15	1	0	18	15	
	Development	Onshore	0	3	0	0	0	3
		Offshore	16	12	1	0	17	12
	Exploration	Onshore	1	0	0	0	1	0
Offshore		0	0	0	0	0	0	

¹Average number of drilling rigs calculated from the beginning of the year through the month of reporting.

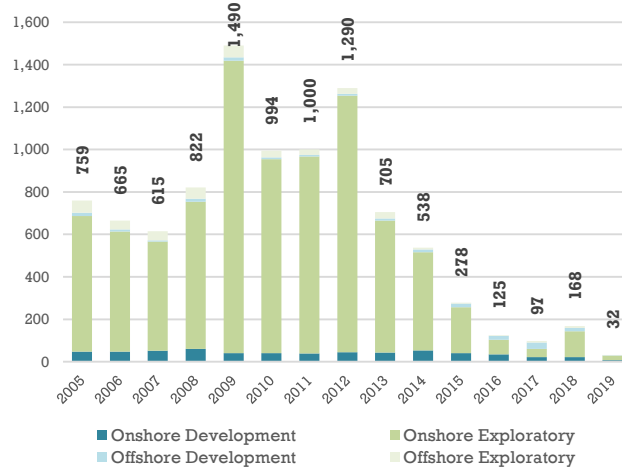
²Cumulative number of wells from the beginning of the year through the month of reporting.

Drilling rigs by well category¹



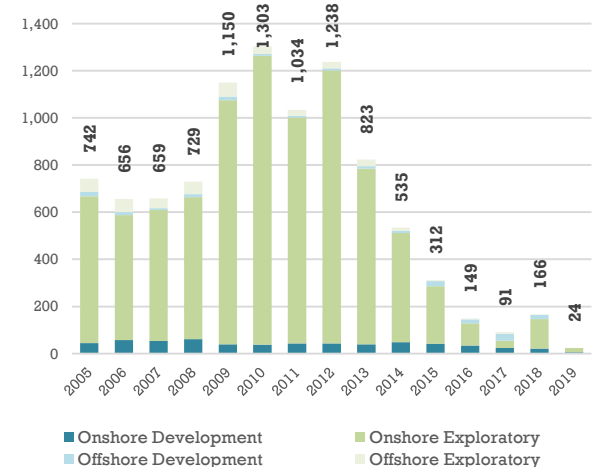
Note: Annual average rig count.

Wells drilled by category²



Note: Wells accumulated per year.

Wells completed by category²



Note: Wells accumulated per year.

Drilling Rigs and Wells Report

February 2019

Basins: Burgos, Burro-Picachos and Sabinas

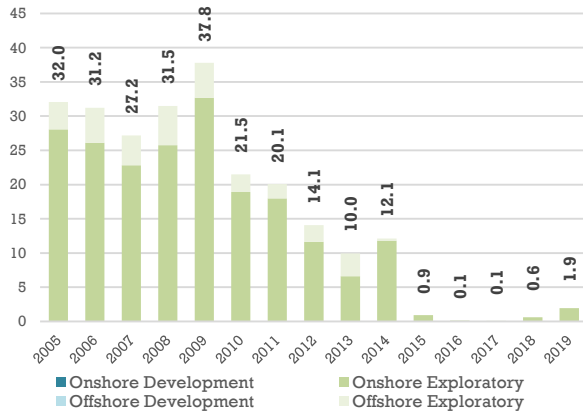


		Pemex		Other Operators		Total		
		FEB/2018	FEB/2019	FEB/2018	FEB/2019	FEB/2018	FEB/2019	
Drilling Rigs	Total	2.1	0.0	0.0	2.7	2.1	2.7	
	Development	Onshore	0.0	0.0	0.0	0.0	0.0	0.0
		Offshore	2.1	0.0	0.0	2.7	2.1	2.7
	Exploration	Onshore	0.0	0.0	0.0	0.0	0.0	0.0
		Offshore	0.0	0.0	0.0	0.0	0.0	0.0
	Drilled Wells	Total	1	1	0	0	1	1
Development		Onshore	0	0	0	0	0	0
		Offshore	1	1	0	0	1	1
Exploration		Onshore	0	0	0	0	0	0
		Offshore	0	0	0	0	0	0
Completed Wells		Total	0	2	0	0	0	2
	Development	Onshore	0	0	0	0	0	0
		Offshore	0	2	0	0	0	2
	Exploration	Onshore	0	0	0	0	0	0
		Offshore	0	0	0	0	0	0

¹Average number of drilling rigs calculated from the beginning of the year through the month of reporting.

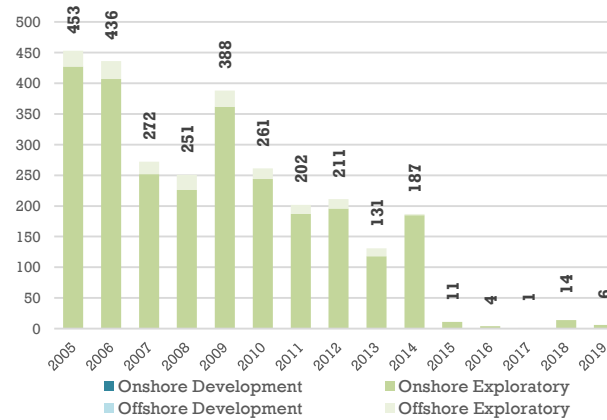
²Cumulative number of wells from the beginning of the year through the month of reporting.

Drilling rigs by well category¹



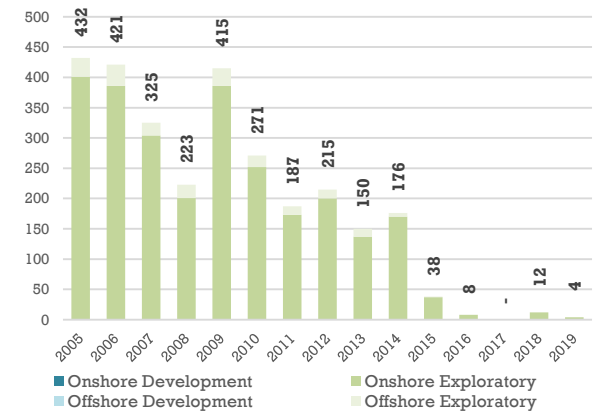
Note: Annual average rig count.

Wells drilled by category²



Note: Wells accumulated per year.

Wells completed by category²



Note: Wells accumulated per year.

Source: Institutional Database of Petróleos Mexicanos and the National Hydrocarbons Commission

Drilling Rigs and Wells Report

February 2019

Basin: Tampico-Misantla

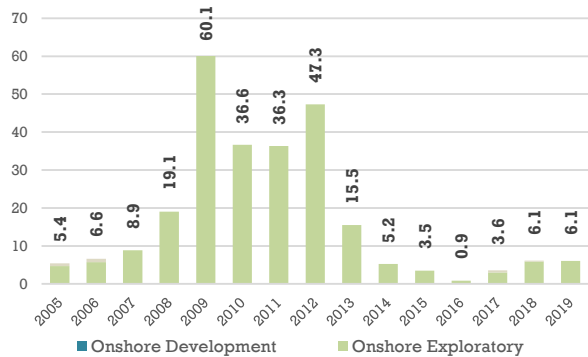


		Pemex		Other Operators		Total		
		FEB/2018	FEB/2019	FEB/2018	FEB/2019	FEB/2018	FEB/2019	
Drilling Rigs	Total	6.4	3.0	1.5	2.0	7.9	5.0	
	Development	Onshore	0.0	0.0	0.0	0.0	0.0	0.0
		Offshore	6.4	3.0	1.5	2.0	7.9	5.0
	Exploration	Onshore	0.0	0.0	0.0	0.0	0.0	0.0
Offshore		0.0	0.0	0.0	0.0	0.0	0.0	
Drilled Wells	Total	10	6	0	0	10	6	
	Development	Onshore	0	0	0	0	0	0
		Offshore	10	6	0	0	10	6
	Exploration	Onshore	0	0	0	0	0	0
Offshore		0	0	0	0	0	0	
Completed Wells	Total	13	7	1	0	14	7	
	Development	Onshore	0	0	0	0	0	0
		Offshore	13	7	1	0	14	7
	Exploration	Onshore	0	0	0	0	0	0
Offshore		0	0	0	0	0	0	

¹Average number of drilling rigs calculated from the beginning of the year through the month of reporting.

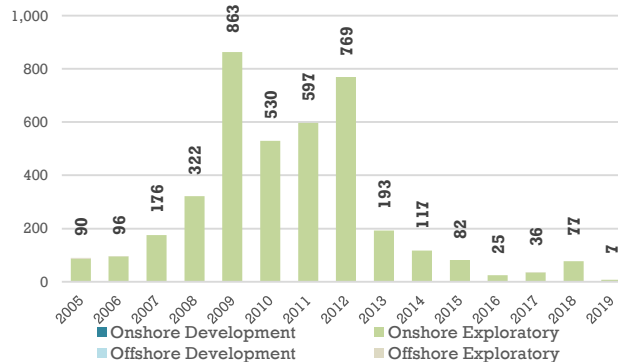
²Cumulative number of wells from the beginning of the year through the month of reporting.

Drilling rigs by well category¹



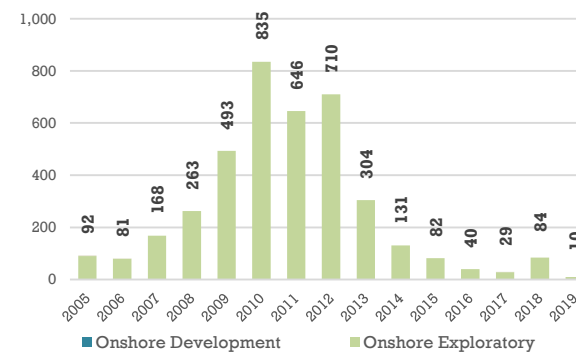
Note: Annual average rig count.

Wells drilled by category²



Note: Wells accumulated per year.

Wells completed by category²



Note: Wells accumulated per year.

Source: Institutional Database of Petróleos Mexicanos and the National Hydrocarbons Commission

Drilling Rigs and Wells Report

February 2019

Basin: Veracruz

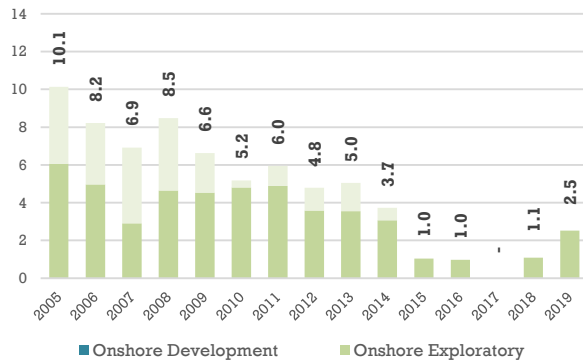


		Pemex		Other Operators		Total		
		FEB/2018	FEB/2019	FEB/2018	FEB/2019	FEB/2018	FEB/2019	
Drilling Rigs	Total	2.0	2.0	0.0	0.0	2.0	2.0	
	Development	Onshore	0.0	0.0	0.0	0.0	0.0	0.0
		Offshore	2.0	2.0	0.0	0.0	2.0	2.0
	Exploration	Onshore	0.0	0.0	0.0	0.0	0.0	0.0
Offshore		0.0	0.0	0.0	0.0	0.0	0.0	
Drilled Wells	Total	0	0	0	0	0	0	
	Development	Onshore	0	0	0	0	0	0
		Offshore	0	0	0	0	0	0
	Exploration	Onshore	0	0	0	0	0	0
Offshore		0	0	0	0	0	0	
Completed Wells	Total	0	2	0	0	0	2	
	Development	Onshore	0	0	0	0	0	0
		Offshore	0	2	0	0	0	2
	Exploration	Onshore	0	0	0	0	0	0
Offshore		0	0	0	0	0	0	

¹Average number of drilling rigs calculated from the beginning of the year through the month of reporting.

²Cumulative number of wells from the beginning of the year through the month of reporting.

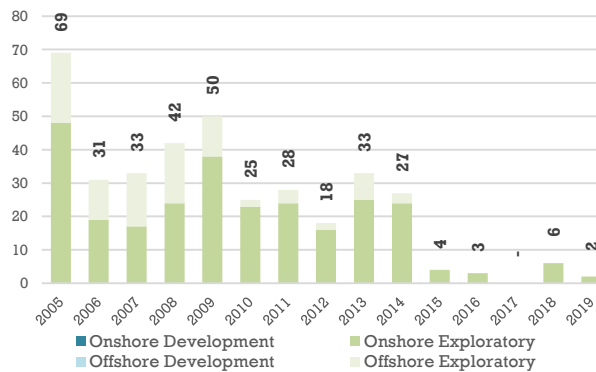
Drilling rigs by well category¹



Note: Annual average rig count.

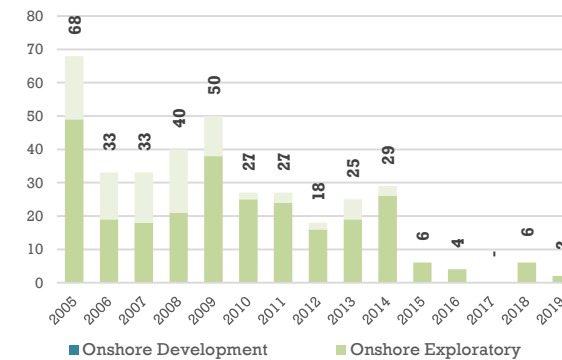
Source: Institutional Database of Petróleos Mexicanos and the National Hydrocarbons Commission

Wells drilled by category²



Note: Wells accumulated per year.

Wells completed by category²



Note: Wells accumulated per year.

Drilling Rigs and Wells Report

February 2019

Southeast basins

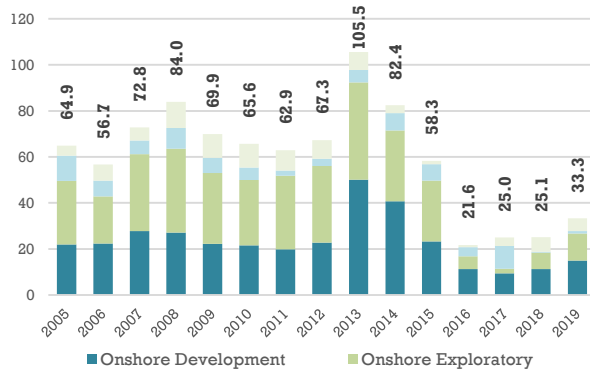


		Pemex		Other Operators		Total		
		FEB/2018	FEB/2019	FEB/2018	FEB/2019	FEB/2018	FEB/2019	
Drilling Rigs	Total	15.8	25.0	1.1	2.0	16.9	27.0	
	Development	Onshore	11.0	15.0	0.0	0.0	11.0	15.0
		Offshore	2.0	5.0	1.0	1.0	3.0	6.0
	Exploration	Onshore	0.0	0.0	0.1	1.0	0.1	1.0
Offshore		2.8	5.0	0.0	0.0	2.8	5.0	
Drilled Wells	Total	3	8	0	0	3	8	
	Development	Onshore	1	4	0	0	1	4
		Offshore	2	4	0	0	2	4
	Exploration	Onshore	0	0	0	0	0	0
Offshore		0	0	0	0	0	0	
Completed Wells	Total	3	5	0	0	3	5	
	Development	Onshore	0	3	0	0	0	3
		Offshore	3	1	0	0	3	1
	Exploration	Onshore	0	0	0	0	0	0
Offshore		0	1	0	0	0	1	

¹Average number of drilling rigs calculated from the beginning of the year through the month of reporting.

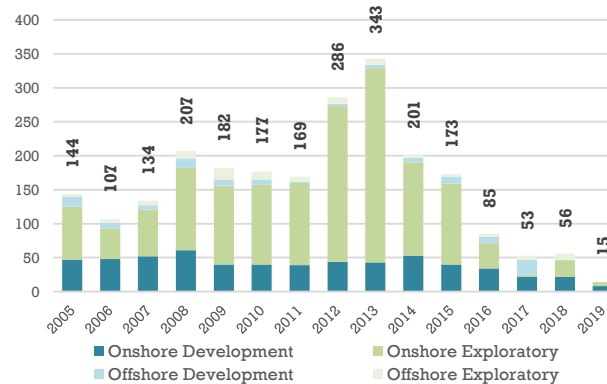
²Cumulative number of wells from the beginning of the year through the month of reporting.

Drilling rigs by well category¹



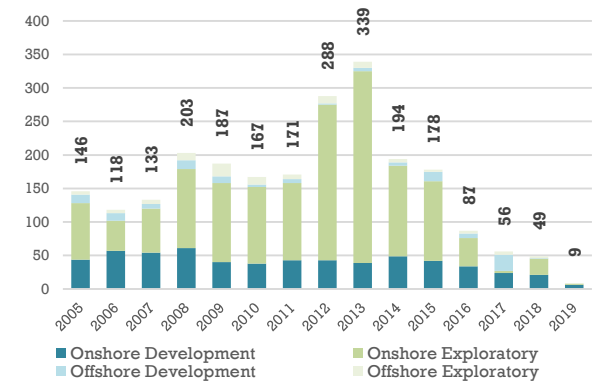
Note: Annual average of drilling equipment.

Wells drilled by category²



Note: Wells accumulated per year.

Wells completed by category²



Note: Wells accumulated per year.

Source: Institutional Database of Petróleos Mexicanos and Comisión Nacional de Hidrocarburos

Drilling Rigs and Wells Report

February 2019



Comisión Nacional de Hidrocarburos

Basin: Deepwater Gulf of Mexico

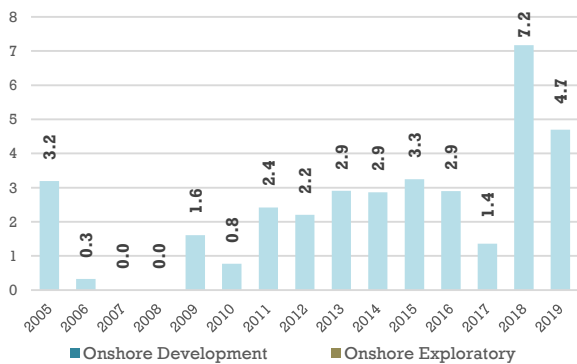


		Pemex		Other Operators		Total		
		FEB/2018	FEB/2019	FEB/2018	FEB/2019	FEB/2018	FEB/2019	
Drilling Rigs	Total	11.7	3.0	0.0	1.0	11.7	4.0	
	Development	Onshore	0.0	0.0	0.0	0.0	0.0	0.0
		Offshore	0.0	0.0	0.0	0.0	0.0	0.0
	Exploration	Onshore	11.7	3.0	0.0	1.0	11.7	4.0
Offshore		0.0	0.0	0.0	0.0	0.0	0.0	
Drilled Wells	Total	1	1	0	0	1	1	
	Development	Onshore	0	0	0	0	0	0
		Offshore	0	0	0	0	0	0
	Exploration	Onshore	1	1	0	0	1	1
Offshore		0	0	0	0	0	0	
Completed Wells	Total	1	0	0	0	1	0	
	Development	Onshore	0	0	0	0	0	0
		Offshore	0	0	0	0	0	0
	Exploration	Onshore	1	0	0	0	1	0
Offshore		0	0	0	0	0	0	

¹Average number of drilling rigs calculated from the beginning of the year through the month of reporting.

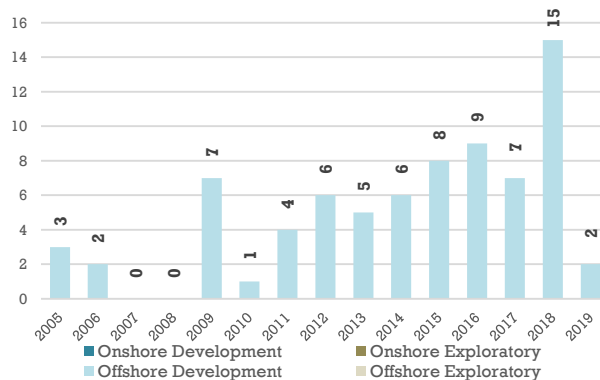
²Cumulative number of wells from the beginning of the year through the month of reporting.

Drilling rigs by well category¹



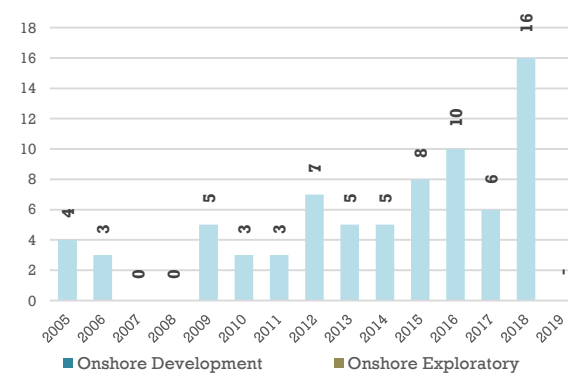
Note: Annual average rig count.

Wells drilled by category²



Note: Wells accumulated per year.

Wells completed by category²



Note: Wells accumulated per year.

Source: Institutional Database of Petróleos Mexicanos and the National Hydrocarbons Commission