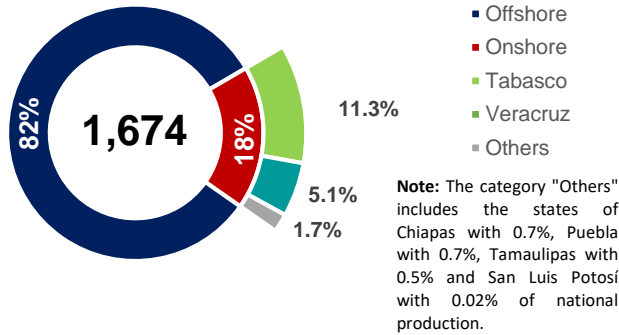
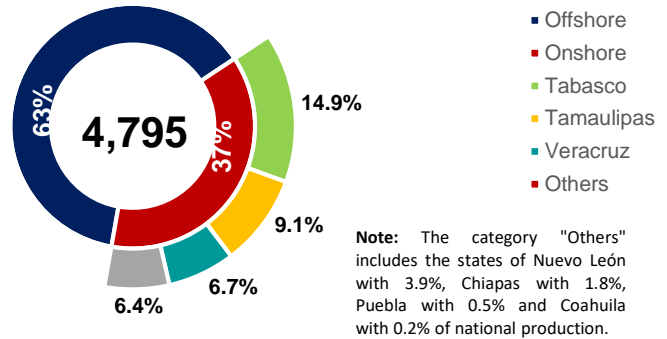


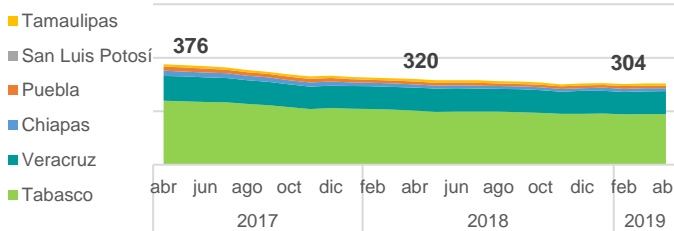
National oil production by state  
April 2019 (KBD)



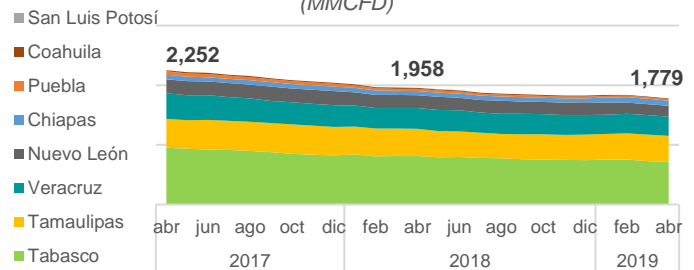
National gas production by state  
April 2019 (MMCFD)



Onshore oil production by state  
(KBD)



Onshore oil production by state  
(MMCFD)



Onshore oil production by state  
2019 (KBD)



April

Onshore gas production by state  
April 2019 (MMCFD)



Oil production by state-variation (KBD)

State	abr-18	2019 vs. 2018	mar-19	Abr vs Mar	abr-19
Offshore	1,545.2	▼	1,386.0	▼	1,370.5
Tabasco	201.7	▼	189.3	▼	188.9
Veracruz	86.3	▼	84.6	▲	85.9
Chiapas	12.0	▼	11.6	▼	11.3
Puebla	10.9	▼	9.6	▼	9.1
Tamaulipas	8.7	▼	7.9	▲	8.3
San Luis Potosí	0.5	▼	0.3	▼	0.3
<b>Total</b>	<b>1,865.5</b>	<b>▼</b>	<b>1,689.3</b>	<b>▼</b>	<b>1,674.3</b>

Gas production by state-variation (MMCFD)

Estado	abr-18	2019 vs. 2018	mar-19	Abr vs Mar	abr-19
<b>Associated gas</b>	<b>3,754.5</b>	<b>▲</b>	<b>3,839.5</b>	<b>▼</b>	<b>3,812.7</b>
Offshore	2,749.7	▲	2,883.6	▼	2,871.7
Tabasco	730.2	▼	666.6	▼	652.2
Veracruz	164.4	▲	175.4	▲	178.0
Chiapas	58.4	▲	74.6	▼	70.1
Puebla	37.1	▼	25.1	▲	25.9
Tamaulipas	14.4	▲	14.0	▲	14.7
San Luis Potosí	0.3	▼	0.1	▼	0.1
<b>Non-associated gas</b>	<b>1,087.4</b>	<b>▼</b>	<b>993.1</b>	<b>▼</b>	<b>982.8</b>
Tamaulipas	440.5	▼	433.1	▼	422.9
Veracruz	188.0	▼	152.8	▼	143.0
Nuevo León	212.3	▼	182.9	▲	185.5
Tabasco	81.4	▼	59.6	▲	61.0
Coahuila	18.9	▼	11.7	▼	11.6
Chiapas	12.1	▲	15.6	▼	13.9
Offshore	134.1	▲	137.4	▲	145.0
<b>Total</b>	<b>4,841.9</b>	<b>▼</b>	<b>4,832.5</b>	<b>▼</b>	<b>4,795.4</b>

Source: Information submitted by Operators to the National Hydrocarbons Commission. Figures can change due to revisions and validations.

Notes: This report is issued for illustrative purposes only and can not be considered official information for the determination of the amount of shares in oil revenues corresponding to the states.

Production corresponding to volumes of hydrocarbons extracted.

Units: KBD = Thousands of barrels per day. MMCFD = Million cubic feet per day.