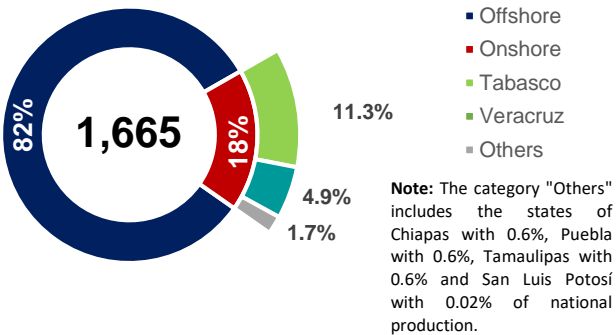
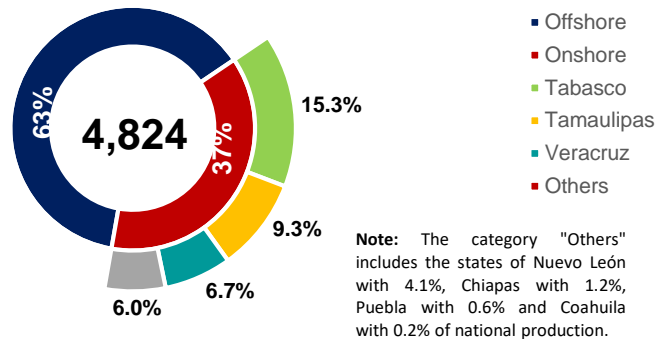


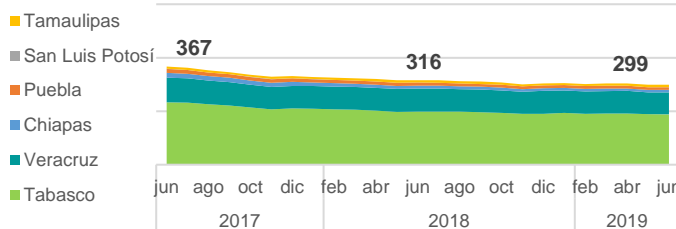
National oil production by state
June 2019 (KBD)



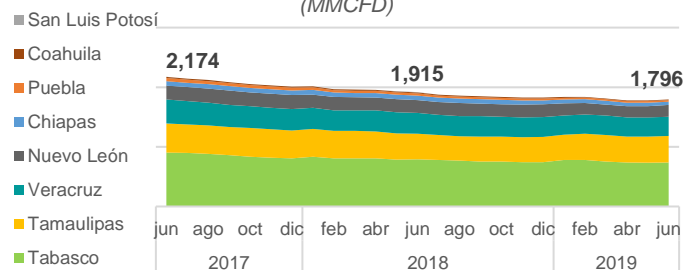
National gas production by state
June 2019 (MMCFD)



Onshore oil production by state
(KBD)



Onshore oil production by state
(MMCFD)



Onshore oil production by state
June 2019 (KBD)



Onshore gas production by state
June 2019 (MMCFD)



Oil production by state-variation (KBD)

State	jun-18	2019 vs. 2018	may-19	Jun vs May	jun-19
Offshore	1,509.9	▼	1,358.4	▲	1,365.6
Tabasco	198.3	▼	189.4	▼	188.3
Veracruz	87.0	▼	81.4	▲	82.4
Chiapas	10.3	▼	8.8	▲	9.2
Puebla	11.6	▼	10.0	▼	9.7
Tamaulipas	8.8	▲	8.9	▲	9.4
San Luis Potosí	0.4	▼	0.3	▲	0.3
Total	1,826.2	▼	1,657.4	▲	1,665.0

Gas production by state-variation (MMCFD)

Estado	jun-18	2019 vs. 2018	may-19	Jun vs May	jun-19
Associated gas	3,757.6	▲	3,806.3	▲	3,831.5
Offshore	2,760.1	▲	2,892.4	▼	2,887.2
Tabasco	716.1	▼	675.2	▲	676.4
Veracruz	170.8	▲	148.0	▲	185.1
Chiapas	59.6	▼	48.8	▼	40.0
Puebla	37.3	▼	26.4	▲	27.0
Tamaulipas	13.4	▲	15.3	▲	15.5
San Luis Potosí	0.2	▲	0.2	▲	0.2
Non-associated gas	1,059.5	▼	1,015.1	▼	992.3
Tamaulipas	414.5	▲	422.2	▲	431.1
Veracruz	181.1	▼	172.8	▼	137.3
Nuevo León	214.6	▼	190.4	▲	196.6
Tabasco	75.3	▼	58.8	▲	59.5
Coahuila	18.3	▼	10.8	▼	10.4
Chiapas	14.2	▲	9.9	▲	16.4
Offshore	141.5	▼	150.1	▼	141.0
Total	4,817.0	▲	4,821.4	▲	4,823.8

Source: Information submitted by Operators to the National Hydrocarbons Commission. Figures can change due to revisions and validations.

Notes: This report is issued for illustrative purposes only and can not be considered official information for the determination of the amount of shares in oil revenues corresponding to the states.

Production corresponding to volumes of hydrocarbons extracted.

Units: KBD = Thousands of barrels per day. MMCFD = Million cubic feet per day.