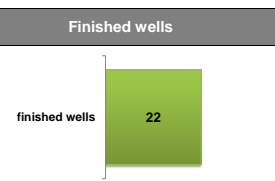
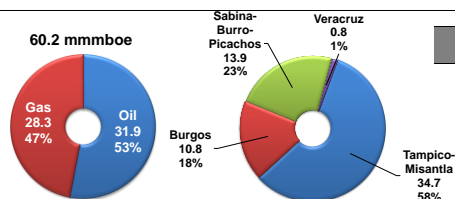
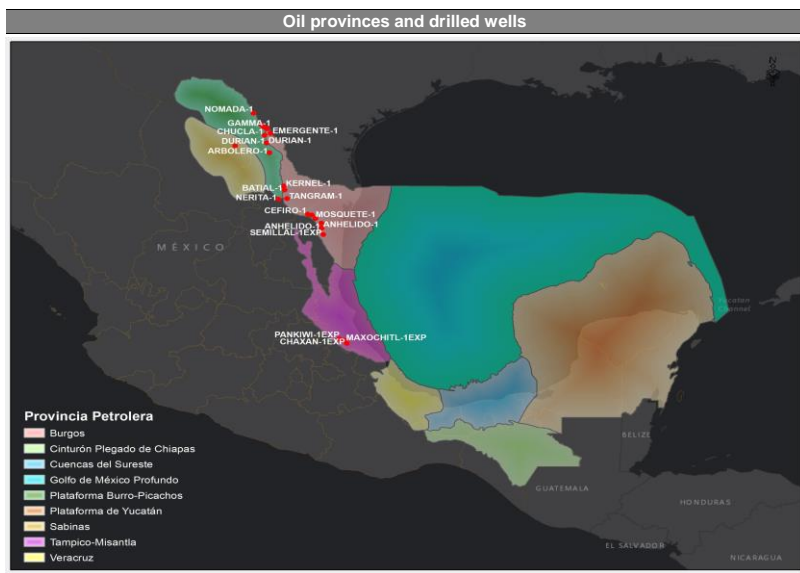


Prospective resources			
Oil province	Oil mmbb	Gas Tcf	OE mmmboe
Tampico-Misantla	30.7	20.7	34.7
Burgos	0.0	53.8	10.8
Sabinas-Burro-Picachos	0.6	67.0	13.9
Veracruz	0.6	0.0	0.8
Total Shale	31.9	141.5	60.2

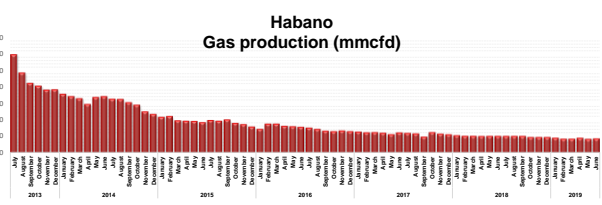
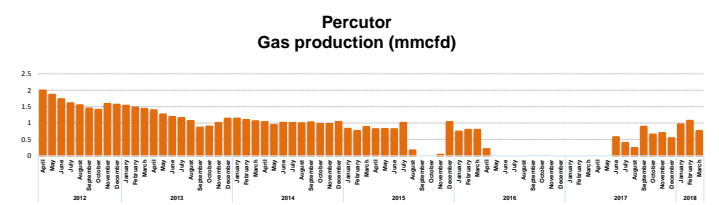
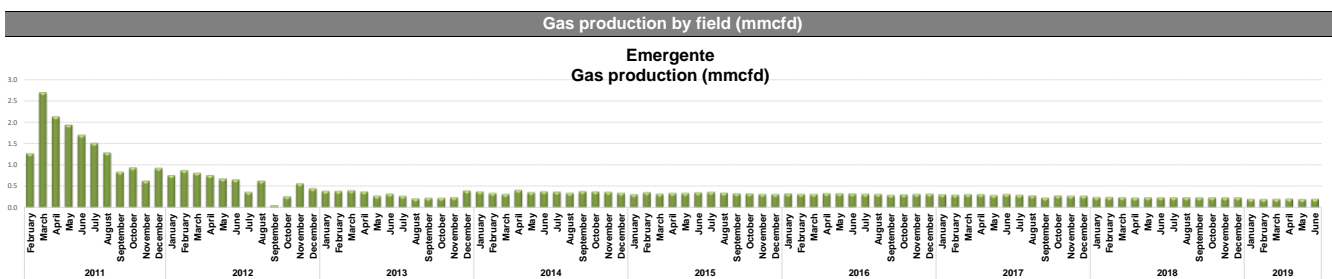
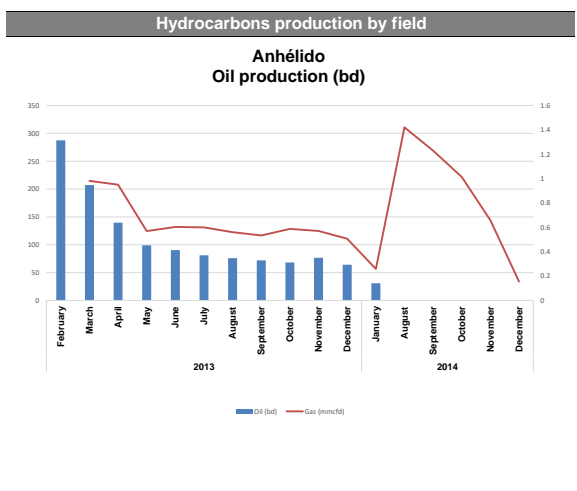


Field	Remaining gas reserves ¹		
	1P (mmcf)	2P (mmcf)	3P (mmcf)
Anhérido	0.00	0.00	0.00
Chucua	1.78	1.78	1.78
Emergente	0.13	13.75	13.75
Habano	1.69	1.69	1.69
Nuncio	1.89	1.89	133.71
Tangram	17.97	89.89	269.71



Oil and gas drilled wells in shale

Well	Total depth (mts)	Termination	Producer interval (mts)	Municipality	State	Expected hydrocarbon	Historical production
Anhérido 1	3,945	28-dic-12	2,847-2,922	Cruillas	Tamaulipas	Oil and gas	Yes
Anhérido 2	3,450	10-ago-14	-	Cruillas	Tamaulipas	Gas and condensate	Yes
Arbolero 1	4,007	07-jul-12	3,878-3,825	Anáhuac	Nuevo León	Gas	No
Batial 1	4,199	21-may-14	4,110-4,160	Los Herreras	Nuevo León	Gas	No
Céforo 1	4,598	28-sep-14	4,502-4,560	Burgos	Tamaulipas	Gas	No
Chaxan-1exp	4,479	En perforación	-	Poza Rica	Veracruz	Gas and condensate	No
Chucua 1	3,705	30-mar-13	3,560-3,645	Hidalgo	Coahuila	Gas and condensate	No
Durian 1	4,250	05-jul-13	4,155-4,215	Anáhuac	Nuevo León	Gas	No
Emergente 1	4,071	17-feb-11	3,618-3,670	Hidalgo	Coahuila	Gas	Yes
Gamma 1	3,793	22-dic-13	3,690-3,740	Guerrero	Coahuila	Gas and condensate	No
Habano 1	3,770	15-abr-12	3,703-3,643	Hidalgo	Coahuila	Gas and condensate	Yes
Habano-2	3,520	04-jun-13	-	Hidalgo	Coahuila	Gas and condensate	Yes
Habano-21	3,725	15-feb-13	-	Hidalgo	Coahuila	Gas and condensate	Yes
Habano-71	3,682	13-abr-13	-	Hidalgo	Coahuila	Gas and condensate	Yes
Kaneni-1exp	4,894	En perforación	En perforación	Castillos de Teayo	Veracruz	Gas	No
Kernei 1	4,404	31-dic-13	4,292-4,364	Melchor Ocampo	Nuevo León	Gas	No
Maxochitl-1exp	5,407	En perforación	En perforación	Venustiano Carran	Puebla	Gas and condensate	No
Montañas 1	3,200	30-abr-12	3,155-3,080	Guerrero	Coahuila	Gas and condensate	No
Mosquete 1	4,156	11-jun-14	4,030-4,094	Burgos	Tamaulipas	Condensate	No
Nerita 1	4,100	08-ago-14	3,922-4,013	Los Ramones	Nuevo León	Gas	No
Nómada 1	2,850	30-jun-12	2,806-2,737	Nava	Coahuila	Gas	No
Nuncio 1	4,900	23-nov-13	4,821-4,865	Burgos	Tamaulipas	Gas	No
Pankiwi-1exp	5,060	En perforación	En perforación	Pantepec	Puebla	Gas	Yes
Percutor 1	3,436	30-mar-12	3,330-3,390	Progreso	Coahuila	Gas	Yes
Semillal-1exp	3,900	En perforación	En perforación	Jiménez	Tamaulipas	Gas and condensate	No
Serbal 1	4,750	28-ene-15	4,620-4,715	Cruillas	Tamaulipas	Gas and condensate	No
Tangram 1	4,426	31-dic-13	4,320-4,400	China	Nuevo León	Gas	No



Source: National Hydrocarbons Commission (CNH), with information of Hydrocarbons Information System (SIH).
¹ 1P, 2P, 3P: data through 2019.