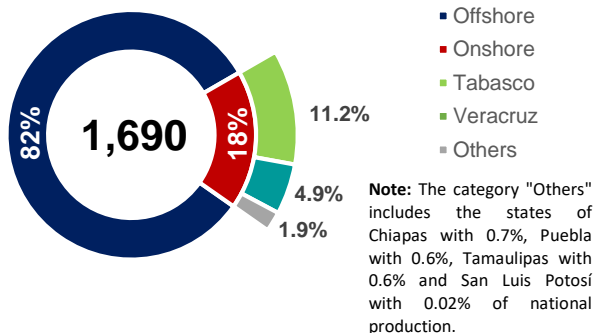
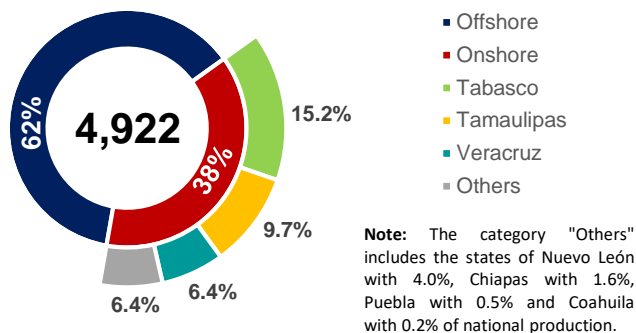


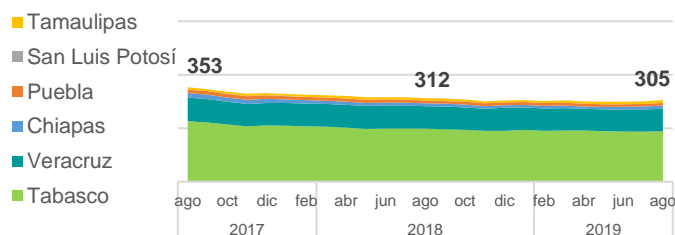
National oil production by state
August 2019 (KBD)



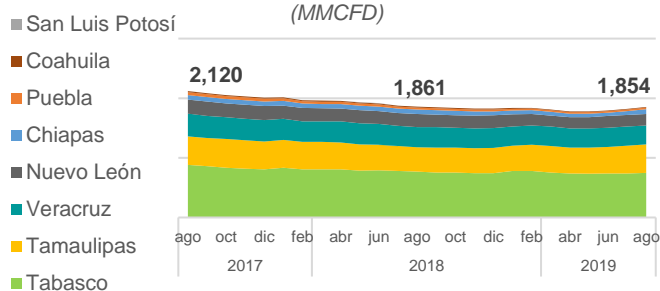
National gas production by state
August 2019 (MMCFD)



Onshore oil production by state
(KBD)



Onshore gas production by state
(MMCFD)



Onshore oil production by state
August 2019 (KBD)



Onshore gas production by state
August 2019 (MMCFD)



Oil production by state-variation (KBD)

State	aug-18	2019 vs. 2018	jul-19	Aug vs Jul	aug-19
Offshore	1,484.2	▼	1,374.7	▲	1,385.1
Tabasco	198.3	▼	186.9	▲	189.1
Veracruz	84.4	▼	83.1	▲	83.1
Chiapas	10.7	▲	10.9	▲	12.6
Puebla	10.0	▼	9.3	▲	9.4
Tamaulipas	8.7	▲	9.6	▲	10.4
San Luis Potosí	0.3	▼	0.3	▲	0.3
Total	1,796.6	▼	1,674.9	▲	1,690.1

Gas production by state-variation (MMCFD)

Estado	aug-18	2019 vs. 2018	jul-19	Aug vs Jul	aug-19
Associated gas	3,856.6	▲	3,857.2	▲	3,892.3
Offshore	2,885.5	▲	2,920.6	▲	2,941.2
Tabasco	696.3	▲	683.8	▲	697.0
Veracruz	170.0	▼	147.6	▼	143.8
Chiapas	57.7	▲	59.6	▲	65.2
Puebla	33.4	▼	28.9	▼	26.7
Tamaulipas	13.5	▲	16.4	▲	18.2
San Luis Potosí	0.2	▲	0.2	▲	0.2
Non-associated gas	1,023.2	▲	1,015.1	▲	1,029.8
Tamaulipas	395.7	▲	449.6	▲	458.7
Veracruz	167.2	▲	174.6	▼	172.0
Nuevo León	219.2	▲	189.2	▲	196.5
Tabasco	73.0	▼	55.9	▼	51.3
Coahuila	15.1	▼	10.1	▲	10.2
Chiapas	19.4	▼	5.7	▲	14.6
Offshore	133.6	▼	130.1	▼	126.5
Total	4,879.8	▲	4,872.2	▲	4,922.2

Source: Information submitted by Operators to the Comisión Nacional de Hidrocarburos. Figures can change due to revisions and validations.

Notes: This report is issued for illustrative purposes only and can not be considered official information for the determination of the amount of shares in oil revenues corresponding to the states.

Production corresponding to volumes of hydrocarbons extracted.

Units: KBD = Thousands of barrels per day. MMCFD = Million cubic feet per day.