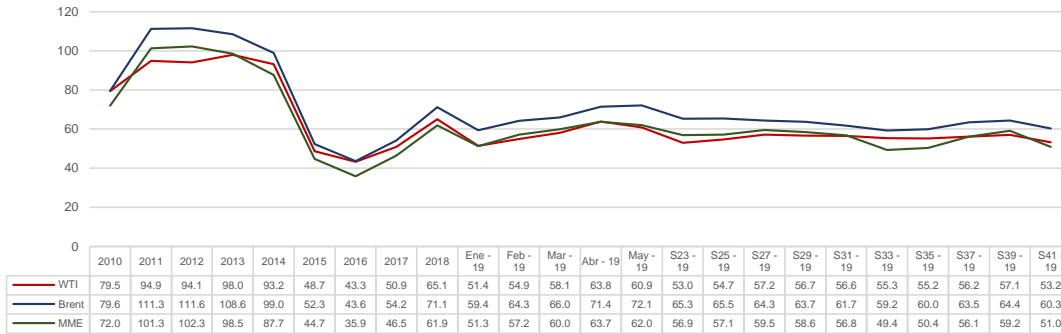


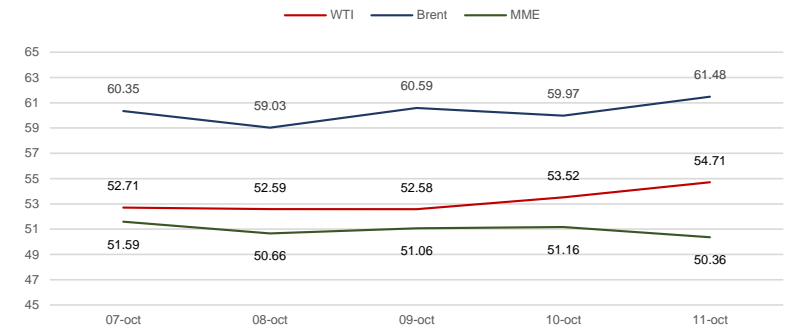
# Reporte de precios de petróleo y gas

Semana del 7 al 11 de octubre de 2019

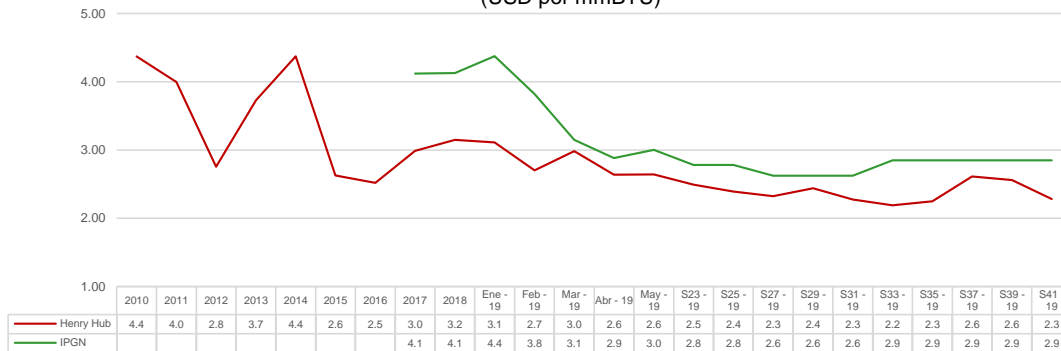
Precios históricos de crudos de referencia y mezcla mexicana (USD por barril)



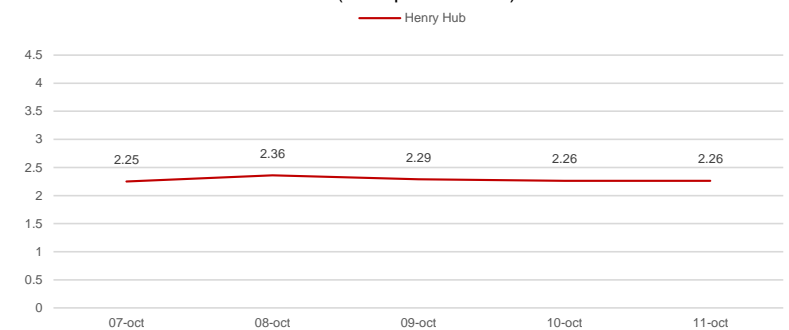
Precios spot de crudos de referencia y mezcla mexicana (USD por barril)



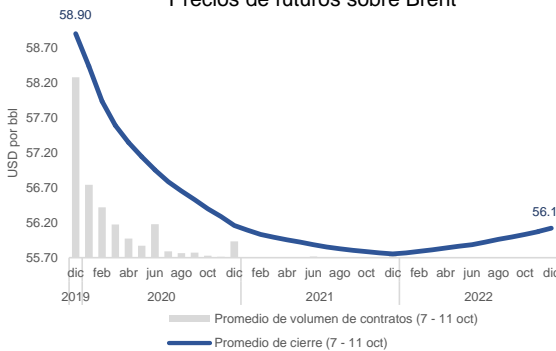
Precios históricos de referencia (USD por mmbTU)



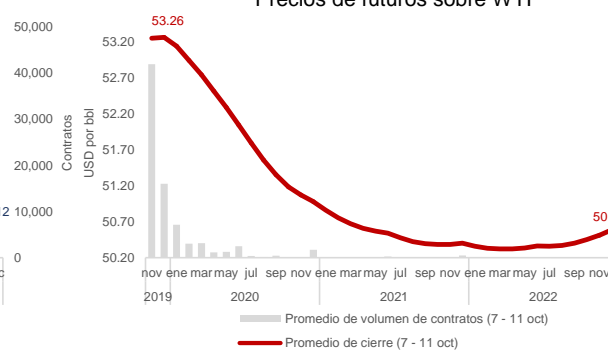
Precios spot de Henry Hub (USD por mmbTU)



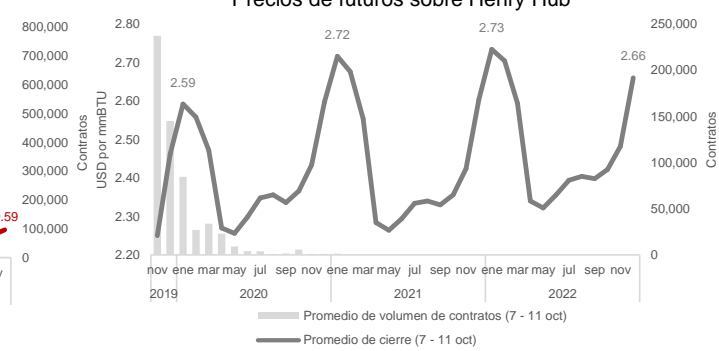
Precios de futuros sobre Brent



Precios de futuros sobre WTI



Precios de futuros sobre Henry Hub



Notas: La información que se presenta tiene solamente fines informativos. Las cifras pueden no coincidir por el redondeo.  
 Fuentes: U.S. Energy Information Administration, Petroleum and other liquids spot prices. [http://www.eia.gov/dnav/pet/pet\\_pri\\_spt\\_s1\\_d.htm](http://www.eia.gov/dnav/pet/pet_pri_spt_s1_d.htm), Secretaria de Energía (MME y últimos cuatro días). CME Group, WTI Financial Futures Settlements. [http://www.cmegroup.com/trading/energy/crude-oil/west-texas-intermediate-wti-crude-oil-calendar-swap-futures\\_quotes\\_settlements\\_futures.html](http://www.cmegroup.com/trading/energy/crude-oil/west-texas-intermediate-wti-crude-oil-calendar-swap-futures_quotes_settlements_futures.html), CME Group, Brent Last Day Financial Futures Settlements. [http://www.cmegroup.com/trading/energy/crude-oil/brent-crude-oil-last-day\\_quotes\\_settlements\\_futures.html](http://www.cmegroup.com/trading/energy/crude-oil/brent-crude-oil-last-day_quotes_settlements_futures.html). Henry Hub Natural Gas Futures Settlements, [http://www.cmegroup.com/trading/energy/natural-gas/natural-gas\\_quotes\\_settlements\\_futures](http://www.cmegroup.com/trading/energy/natural-gas/natural-gas_quotes_settlements_futures).  
 Fecha de Consulta (14/10/2019).