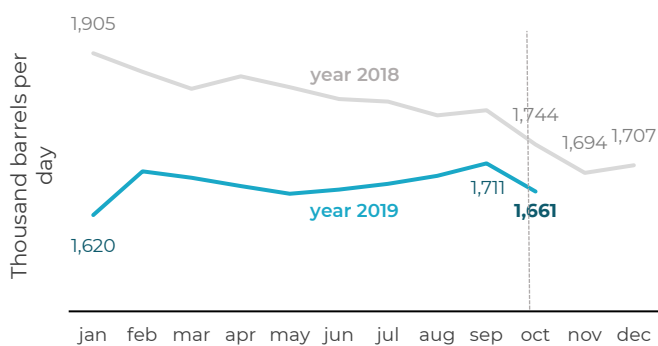


OIL

Thousand barrels per day	October 2019	average 2019
Oil	1,661	1,673
Condensate	29	25
Water	471	493



Production by operator*		oil (Mbspd)	
PEMEX EXPLORACIÓN Y PRODUCCIÓN	Entitlements	1,567	
	Migrations	49	
1,616 97%			
OTHER OPERATORS	Migrations	19	
	Rounds	15	
	Farmouts	11	
45 3%			

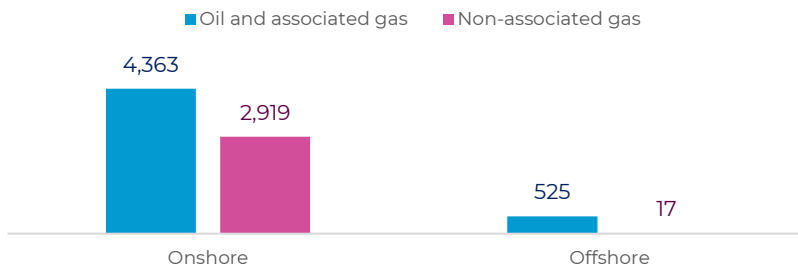
Producing wells by location

4,888

Wells producing oil and associated gas

2,936

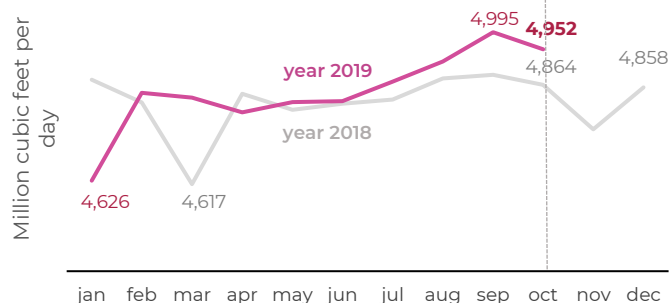
Wells producing non-associated natural gas



* See production by participating interest at sih.hidrocarburos.gob.mx

NATURAL GAS

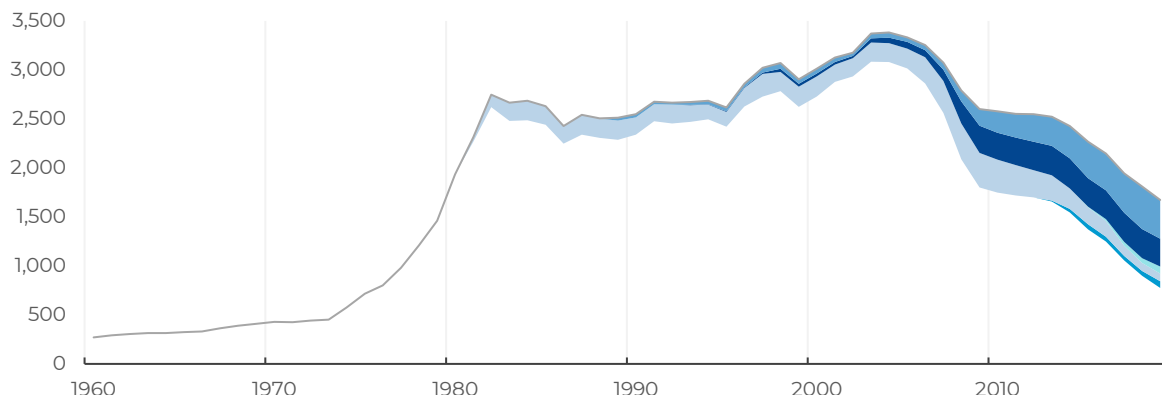
Million cubic feet per day	October 2019	average 2019
Natural gas	4,952	4,848
associated	3,891	3,819
non-associated	1,062	1,030
Nitrogen	1,043	1,068



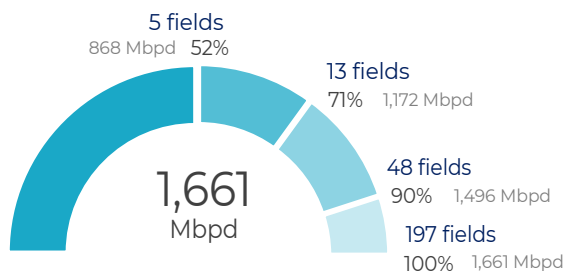
Production by operator*		natural gas ^{1/} (MMcfpd)	
PEMEX EXPLORACIÓN Y PRODUCCIÓN	Entitlements	3,671	
	Migrations	11	
3,682 95%			
OTHER OPERATORS	Migrations	137	
	Rounds	59	
	Farmouts	31	
227 5%			

^{1/} volume without nitrogen

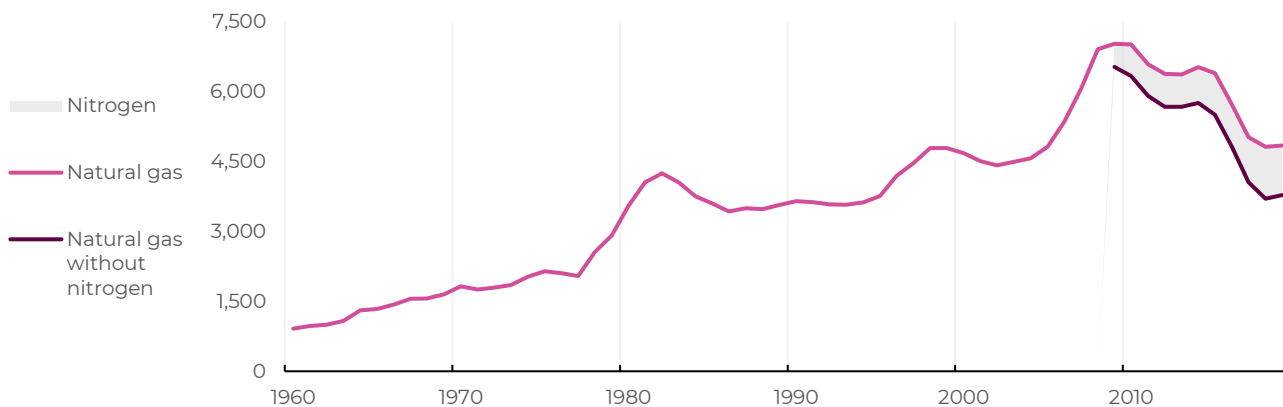
Historical oil production and main producing fields



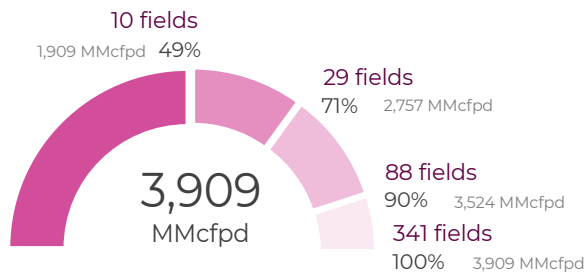
Main fields	oil (Mbpd)
1 MALOOB	369
2 ZAAP	270
3 AYATSIL	80
4 KU	76
5 ONEL	73



Historical natural gas production and main producing fields



Main fields	natural gas ^v (MMcfpd)	1/ volume without nitrogen
1 XUX	326	6 TEOTLECO 121
2 KU	307	7 NEJO 117
3 AKAL	291	8 TIZON 100
4 MALOOB	253	9 ONEL 89
5 ZAAP	217	10 MAY 88



Visit sih.hidrocarburos.gob.mx

Source: Comisión Nacional de Hidrocarburos

Notes:

¹ According to the *Lineamientos Técnicos en Materia de Medición de Hidrocarburos*, Art. 11. Since 2016 data has been reported under temperature and pressure conditions of 15.56°C (60°F) and one atmosphere.

Units: thousand barrels per day (Mbpd), million cubic feet per day (MMcfpd).