

1,686

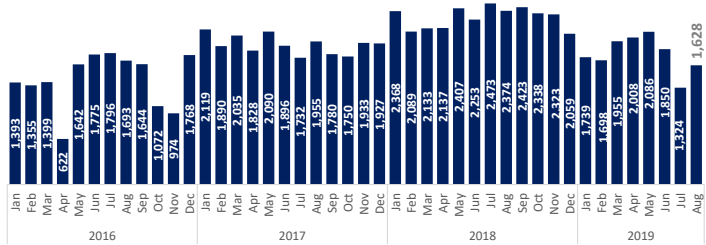
Millions of dollars received by the FMPED⁽¹⁾ on August 2019 from payments derived from hydrocarbons exploration and production activities

-30.36% Payments received, compared to August 2018

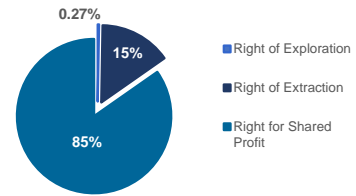
Total Payments to the State (million dollars)

Period	Entitlements	Contracts	Total
2015	27,024.44	0.18	27,024.62
2016	17,131.05	18.64	17,149.69
2017	22,935.34	343.07	23,278.41
Jan-18	2,367.90	30.15	2,398.05
Feb-18	2,089.18	58.72	2,147.89
Mar-18	2,132.58	34.45	2,167.03
Apr-18	2,137.18	216.96	2,354.14
May-18	2,407.41	360.42	2,767.83
Jun-18	2,253.30	167.35	2,420.65
Jul-18	2,472.73	66.80	2,539.53
Aug-18	2,373.82	47.96	2,421.78
Sep-18	2,422.62	52.47	2,475.09
Oct-18	2,337.70	56.51	2,394.21
Nov-18	2,322.82	49.15	2,371.96
Dec-18	2,059.34	45.77	2,105.11
Jan-19	1,739.32	44.54	1,783.86
Feb-19	1,697.81	45.94	1,743.75
Mar-19	1,955.46	52.91	2,008.37
Apr-19	2,007.68	57.25	2,064.93
May-19	2,085.99	55.88	2,141.86
Jun-19	1,850.11	49.15	1,899.26
Jul-19	1,323.58	60.52	1,384.09
Aug-19	1,628.13	58.29	1,686.42
Cumulative	108,755.48	1,973.05	110,728.53

Payments from Entitlements (millions of dollars)

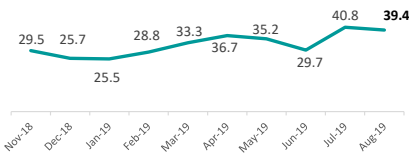


Distribution of payments (August 2019)

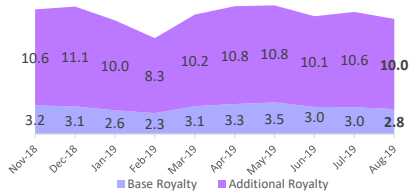


Entitlements allow PES⁽²⁾ to perform hydrocarbons exploration and production activities.

Net Revenues derived from the Sale of Hydrocarbons⁽³⁾ (millions of dollars)



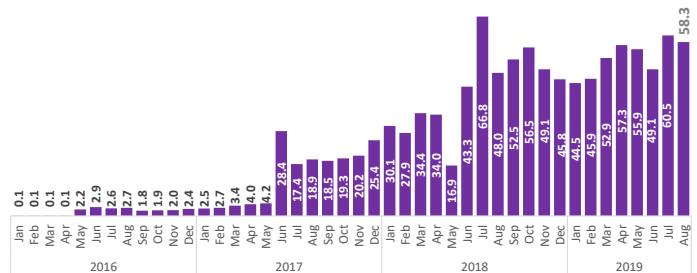
Payments related to Licenses (millions of dollars)



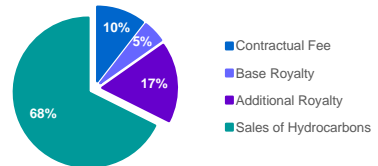
Revenues from Signature Bonuses/Tie-Break Payments (millions of dollars)

Origin	2017	2018	Total
Rounds	116	651	766
Farmouts	62	31	93

Payments from Contracts⁽⁴⁾ (millions of dollars)



Distribution of payments (August 2019)



Contracts allow PES and private companies to perform hydrocarbons exploration and production activities.

Source: Comisión Nacional de Hidrocarburos with information of the Information System for Payments of Hydrocarbons Entitlements and C contracts (SIPAC) of the Mexican Petroleum Fund for Stabilization and Development (FMPED), consulted on 29/11/2019.

Notes: Data of informative character with calculations of CNH. It only refers to payments received by the FMPED. In the case of the Exploration, Extraction, Shared Profit and Contractual Fees, the data is adjusted with an average monthly exchange rate obtained from the Bank of Mexico. Information is presented in aggregate form by type of payment and may consider compensations or variations in previous periods.

(1) Mexican Petroleum Fund for Stabilization and Development.
(2) Productive Enterprises of the State.
(3) The amount of net revenues from the commercialization of hydrocarbons does not include payments for commercialization services to the State Trading Company and 1 he I.V.A.
(4) Revenue from signature bonuses / tie-break payments is not included in the graph and distribution of payments from Contracts.

In accordance with Title Three of the Hydrocarbons Revenue Law, the payments in Entitlements are:
-Right of exploration: Fee per unit.
-Right of extraction: Percentage rate applied on the value of the produced hydrocarbons.
-Right for Shared Profit: 60% of the value of the hydrocarbons produced minus deductions allowed by the Hydrocarbons Revenue Law.
According to the Second Title of the Hydrocarbons Revenue Law, payments to the State in Contracts are:
-Contractual Fee per unit.
-Base royalty: Percentage rate applied on the value of the hydrocarbons produced.
-Additional Royalty (License): Percentage of the value of the hydrocarbons offered to the State by the contractor that operate the contract area.
-Signature Bonus/ Tie-Breaker Payment: Payment at the time of signing the Contract / Element of an offer represented by an economic proposal, that clears a tie in a Bidding Round.
-Net Revenues from the Sale of Hydrocarbons: Income derived from the sale of the State's hydrocarbons. This item only considers the sales of hydrocarbons from Migrations of Permits.