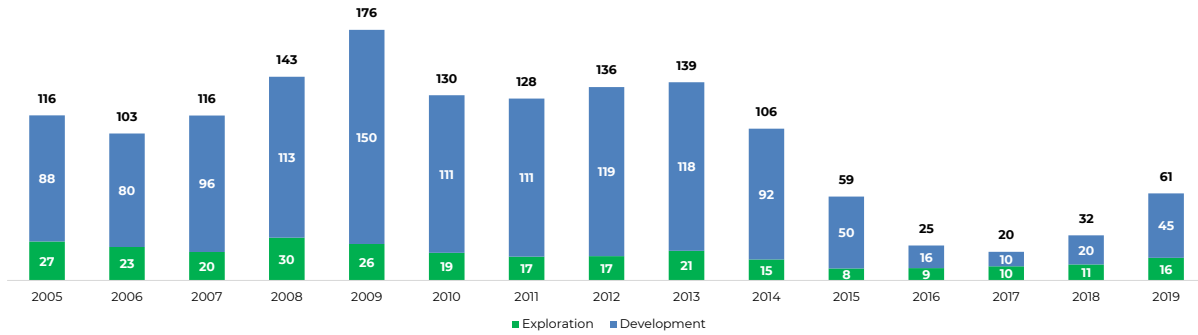


DRILLING RIGS AND WELLS REPORT

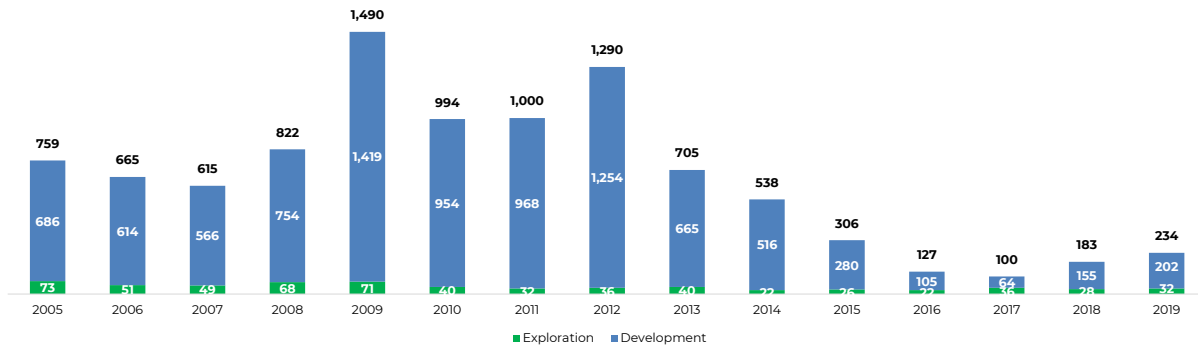
December, 2019

		Drilling Rigs			Drilled Wells			Completed Wells		
		Entitlements	Contracts	Total	Entitlements	Contracts	Total	Entitlements	Contracts	Total
Offshore	Exploration	7	2	9	0	0	0	1	0	1
	Development	21	5	26	0	0	0	0	0	0
	Total	28	7	35	0	0	0	1	0	1
Onshore	Exploration	11	1	12	1	0	1	4	0	4
	Development	38	13	52	4	0	4	8	0	8
	Total	50	14	64	5	0	5	12	0	12

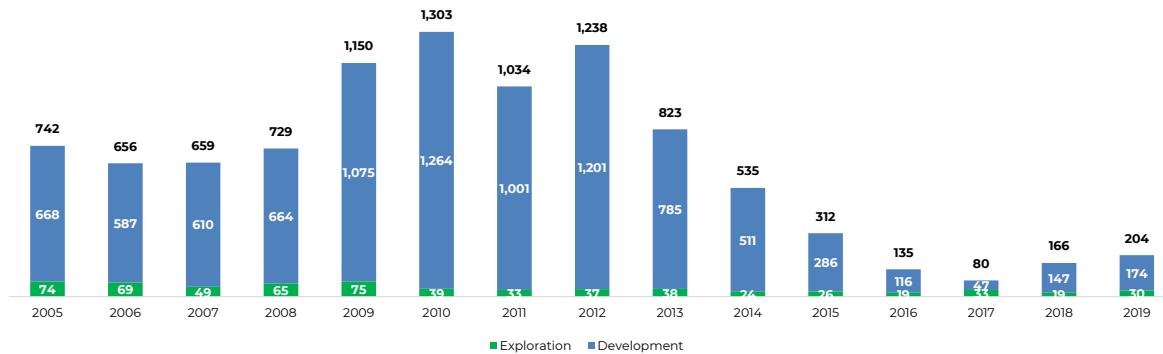
Dilling rigs by well category¹



Wells drilled by category²



Wells completed by category²



Visit sih.hidrocarburos.gob.mx

Source: Comisión Nacional de Hidrocarburos

Notes:

¹Average number of drilling rigs calculated from the beginning of the year through the month of reporting.

²Cumulative number of wells from the beginning of the year through the month of reporting.

The calculation of drilling rig is the proportion of rig of the days of the month that was used between the total days of the month.