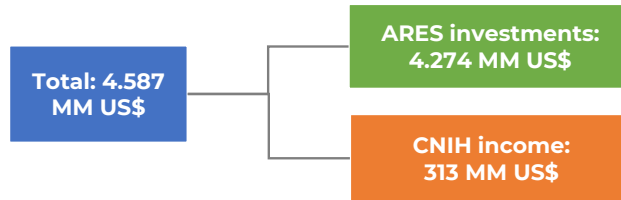
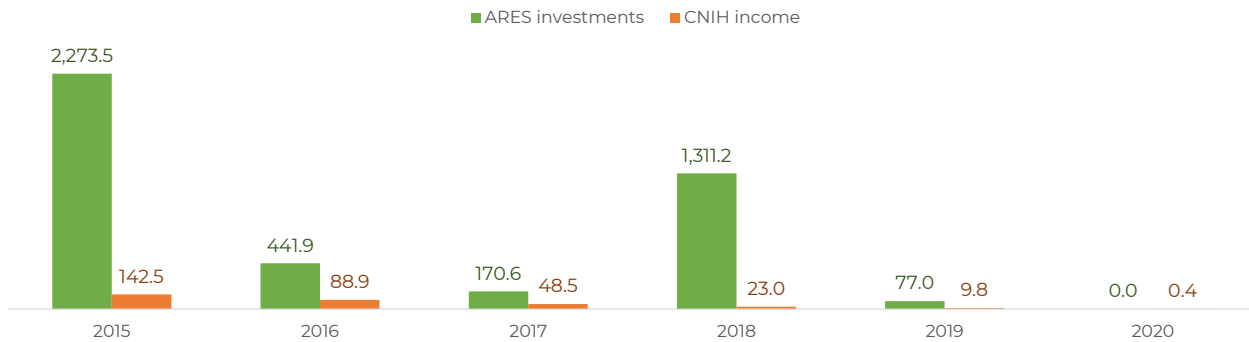


INFORMATION INVESTMENTS¹

February 2020



Timeline of information investments (millions of dollars)



ARES investments

Revenue from the Centro Nacional de Información de Hidrocarburos (CNIH)

4,274
MM US\$

55
Proyectos

With acquisition **3,711** MM US\$

Without acquisition **541** MM US\$

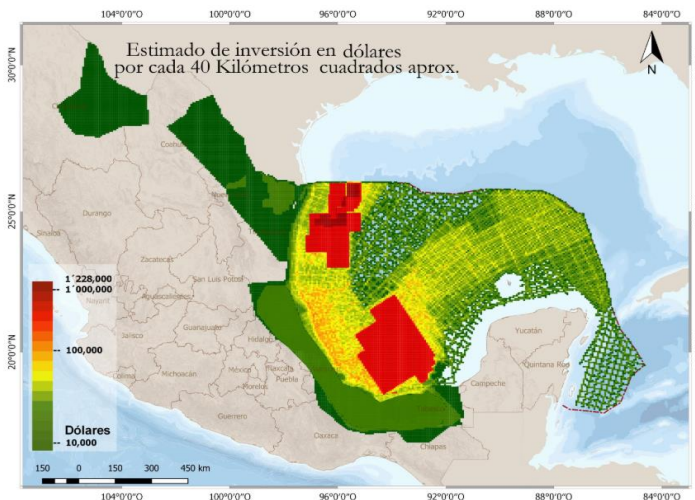
Wells-ARES **23** MM US\$

313
MM US\$

Digital information **312.8** MM US\$

Physical samples **0.2** MM US\$

Map with Estimated Investment²



*MM US\$: million dollars

Source: Comisión Nacional de Hidrocarburos. Figures take into account studies of Authorizations for Reconnaissance and Surface Exploration (ARES) and the income of the CNIH for use of the electronic payment system e5.

1/ The amount of investments in Authorizations for the Reconnaissance and Surface Exploration (ARES) and of income to the CNIH for database use were converted to dollars using the exchange rate to settle obligations expressed in US dollars, payable in Mexico (average observed), published by Banco de México.

2/ The map shows an estimate of the different investment levels estimated by area in associated seismic studies of the Reconnaissance and Surface Exploration Authorizations. For more information, please see: <https://cnh.gob.mx/informacion/mapas-ares?tab=5597>

Visit the public register: <https://cnh.gob.mx/registro-publico/ares/>