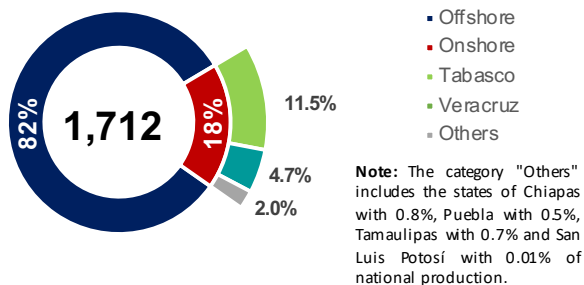


# Comisión Nacional de Hidrocarburos

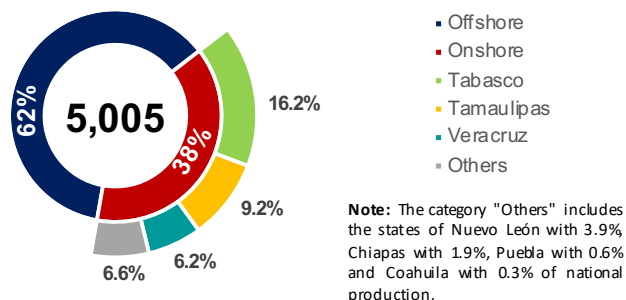
## Oil and Gas Production by State - Monthly Report

December 2019 \*

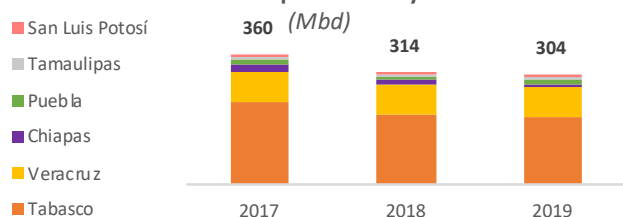
**National oil production by state**  
December 2019 (Mbdp)



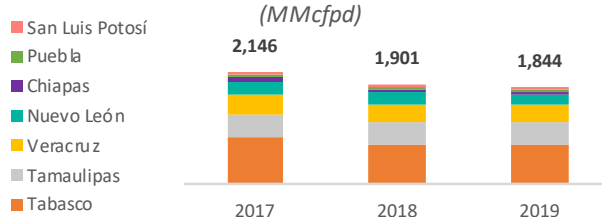
**National gas production by state**  
December 2019 (MMcfdp)



**Onshore oil production by state**



**Onshore gas production by state**  
(MMcfdp)



**Onshore oil production by state**  
December 2019 (Mbdp)



**Onshore gas production by state**  
December 2019 (MMcfdp)



**Oil production by state-variation (Mbdp)**

State	dec-18	2019 vs. 2018	nov-19	dec vs nov	dec-19
Offshore	1,405.0	▼	1,394.0	▲	1,399.5
Tabasco	190.7	▲	194.9	▲	197.1
Veracruz	83.9	▼	82.1	▼	81.0
Chiapas	9.7	▲	12.7	▲	13.6
Puebla	10.2	▼	9.0	▼	8.8
Tamaulipas	7.8	▲	11.2	▲	11.7
San Luis Potosí	0.2	▼	0.2	▲	0.2
<b>Total</b>	<b>1,707.5</b>	<b>▲</b>	<b>1,704.0</b>	<b>▲</b>	<b>1,711.8</b>

**Gas production by state-variation (MMcfdp)**

Estado	dec-18	2019 vs. 2018	nov-19	dec vs nov	dec-19
<b>Associated gas</b>	<b>3,842.4</b>	<b>▲</b>	<b>3,936.7</b>	<b>▲</b>	<b>3,959.5</b>
Offshore	2,895.5	▲	2,944.7	▲	2,960.4
Tabasco	692.5	▲	732.8	▼	728.6
Veracruz	158.1	▼	145.1	▲	145.1
Chiapas	48.9	▲	70.2	▲	81.3
Puebla	32.3	▼	28.4	▲	28.6
Tamaulipas	15.1	▲	15.5	▲	15.5
San Luis Potosí	0.0	▼	0.0	▼	0.0
<b>Non-associated gas</b>	<b>1,015.1</b>	<b>▲</b>	<b>1,058.7</b>	<b>▼</b>	<b>1,045.5</b>
Tamaulipas	410.7	▲	455.7	▼	446.3
Veracruz	173.1	▼	167.7	▼	163.9
Nuevo León	212.7	▼	197.3	▼	193.5
Tabasco	55.2	▲	80.6	▲	84.2
Coahuila	14.6	▼	10.7	▲	12.8
Chiapas	13.7	▲	14.1	▼	14.1
Offshore	135.1	▼	132.6	▼	130.7
<b>Total</b>	<b>4,857.5</b>	<b>▲</b>	<b>4,995.4</b>	<b>▲</b>	<b>5,005.1</b>

**Source:** Information submitted by Operators to the Comisión Nacional de Hidrocarburos. Figures can change due to revisions and validations.

**Notes:** This report is issued for illustrative purposes only and can not be considered official information for the determination of the amount of shares in oil revenues corresponding to the states.

Production corresponding to volumes of hydrocarbons extracted.

**Units:** Mbdp = Thousands of barrels per day. MMcfdp = Million cubic feet per day.

\*Visit <https://sih.hidrocarburos.gob.mx>, theme *Producción por Entidad Federativa*, for updated information on hydrocarbon production by state.