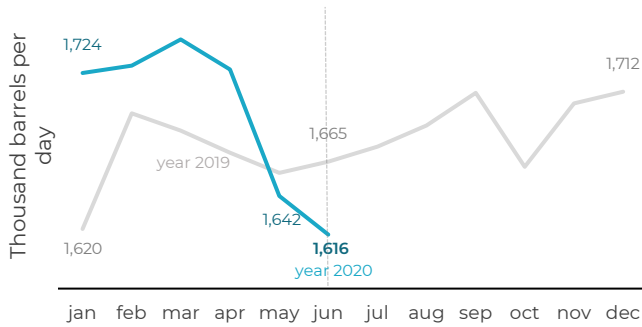


CRUDE OIL & CONDENSATE

Thousand barrels per day	June 2020	average 2020
Oil	1,616	1,697
Condensate	58	42

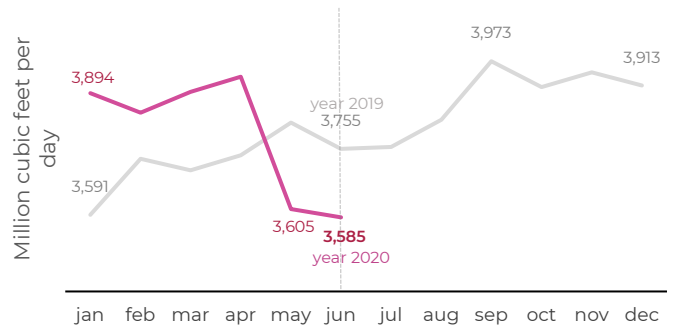


Production by operator*		oil (Mbspd)
PEMEX EXPLORACIÓN Y PRODUCCIÓN	Entitlements	1,488
	Migrations	70
		1
1,558 96%		
OTHER OPERATORS	Migrations	22
		3
	Rounds	24
	Farmouts	13
59 4%		

NATURAL GAS

volume without nitrogen

Million cubic feet per day	June 2020	average 2020
Natural gas	3,585	3,793
associated	2,471	2,730
non-associated	1,114	1,064



Production by operator*		natural gas (MMcfpd)
PEMEX EXPLORACIÓN Y PRODUCCIÓN	Entitlements	3,337
	Migrations	16
		1
3,353 94%		
OTHER OPERATORS	Migrations	136
		4
	Rounds	62
	Farmouts	33
231 6%		

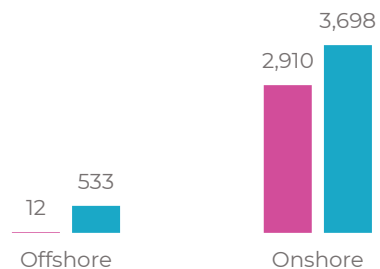
Producing wells by location

7,153 producing wells

2,922 wells producing non-associated natural gas

4,231 wells producing oil and associated natural gas

- Non-associated natural gas producing wells
- Oil and associated gas producing wells



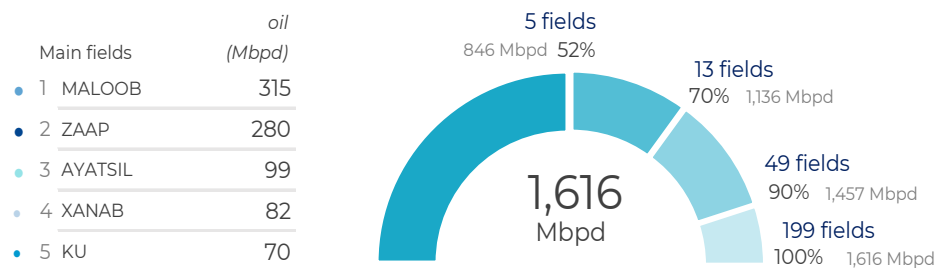
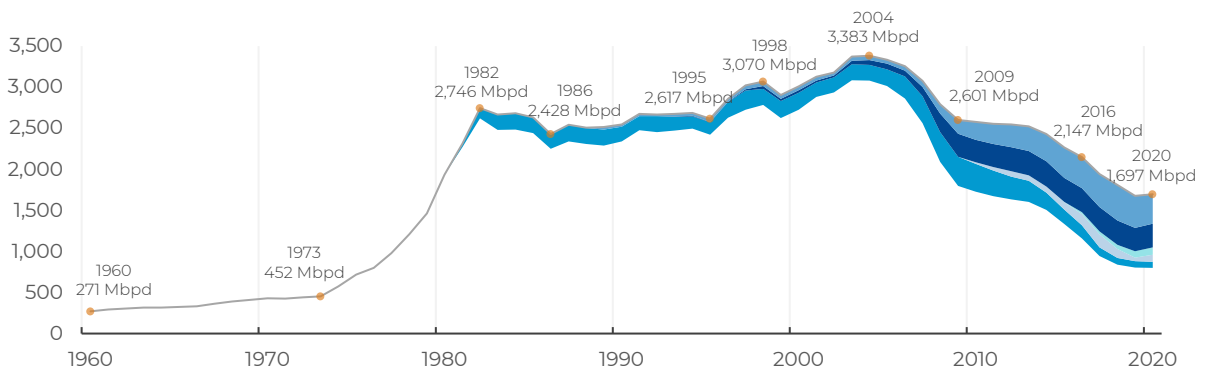
* See production by participating interest at sih.hidrocarburos.gob.mx

Source: Comisión Nacional de Hidrocarburos

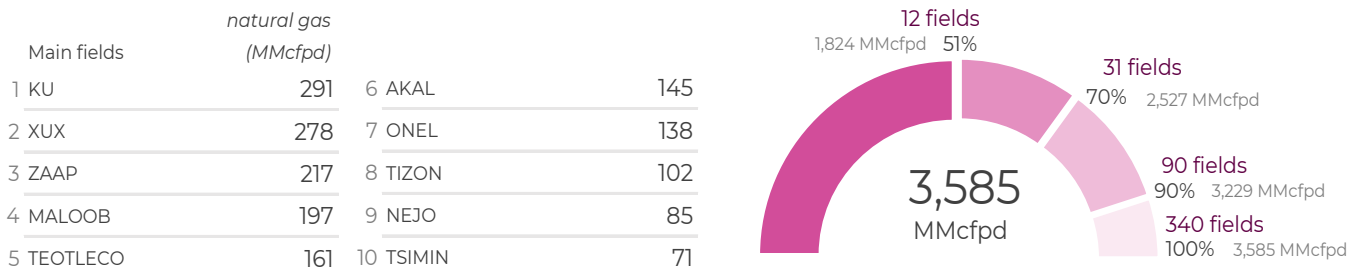
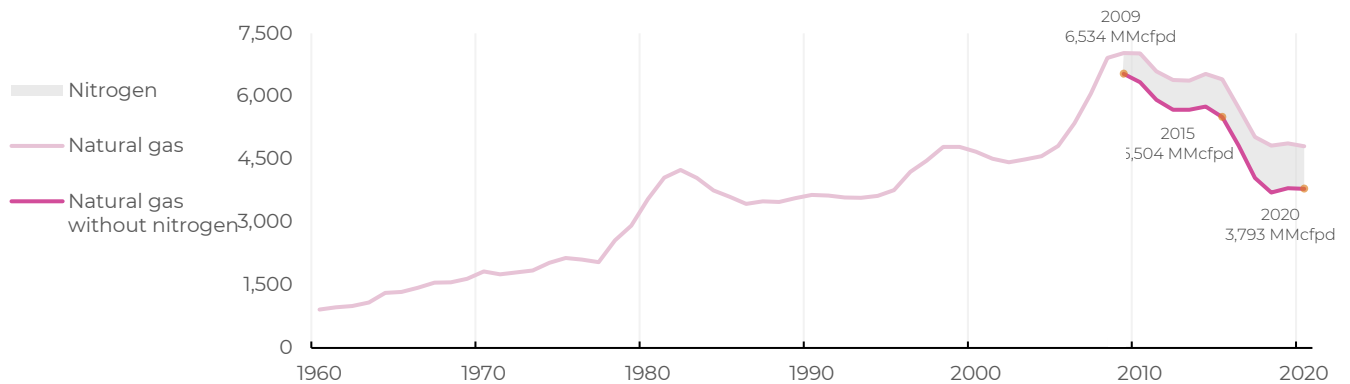
Notes:
1 According to the *Lineamientos Técnicos en Materia de Medición de Hidrocarburos*, Art. 11. Since 2016 data has been reported under temperature and pressure conditions of 15.56°C (60°F) and one atmosphere.

Units: thousand barrels per day (Mbspd), million cubic feet per day (MMcfpd).

Historical oil production and main producing fields



Historical natural gas production and main producing fields



Visit sih.hidrocarburos.gob.mx

Source: Comisión Nacional de Hidrocarburos

Notes:
1 According to the *Lineamientos Técnicos en Materia de Medición de Hidrocarburos*, Art. 11. Since 2016 data has been reported under temperature and pressure conditions of 15.56°C (60°F) and one atmosphere.

Units: thousand barrels per day (Mbpd), million cubic feet per day (MMcfpd).