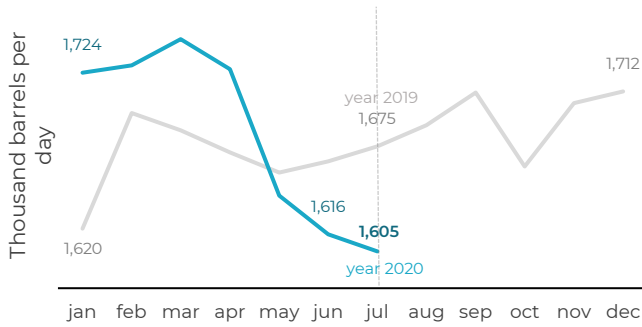


CRUDE OIL & CONDENSATE

Thousand barrels per day	July 2020	average 2020
Oil	1,605	1,684
Condensate	61	45

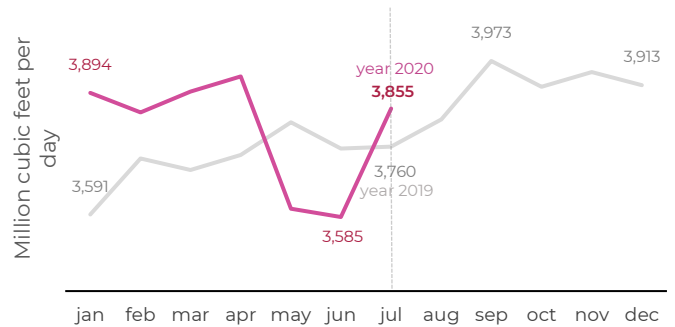


Production by operator*		oil (Mbpd)	
PEMEX EXPLORACIÓN Y PRODUCCIÓN	Entitlements	161	1,479
	Migrations	1	69
	1,548 96%		
OTHER OPERATORS	Rounds	9	23
	Migrations	3	21
	57 4%		
	Farmouts	2	13

NATURAL GAS

volume without nitrogen

Million cubic feet per day	July 2020	average 2020
Natural gas	3,855	3,802
associated	2,747	2,732
non-associated	1,108	1,070



Production by operator*		natural gas (MMpcd)	
PEMEX EXPLORACIÓN Y PRODUCCIÓN	Entitlements	260	3,612
	Migrations	1	16
	3,628 94%		
OTHER OPERATORS	Migrations	4	131
	Rounds	24	61
	227 6%		
	Farmouts	2	34

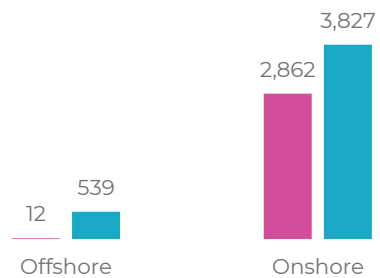
Producing wells by location

7,240 producing wells

2,874 wells producing non-associated natural gas

4,366 wells producing oil and associated natural gas

- Non-associated natural gas producing wells
- Oil and associated gas producing wells



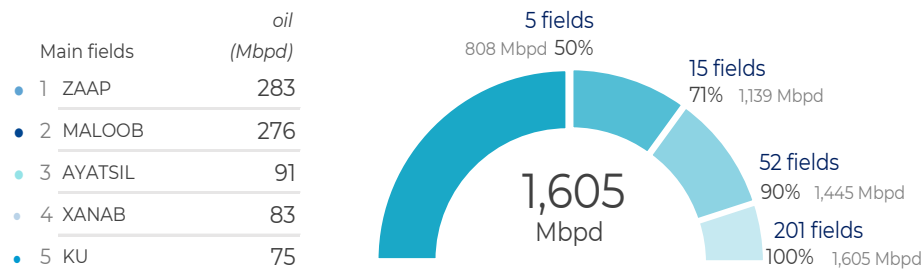
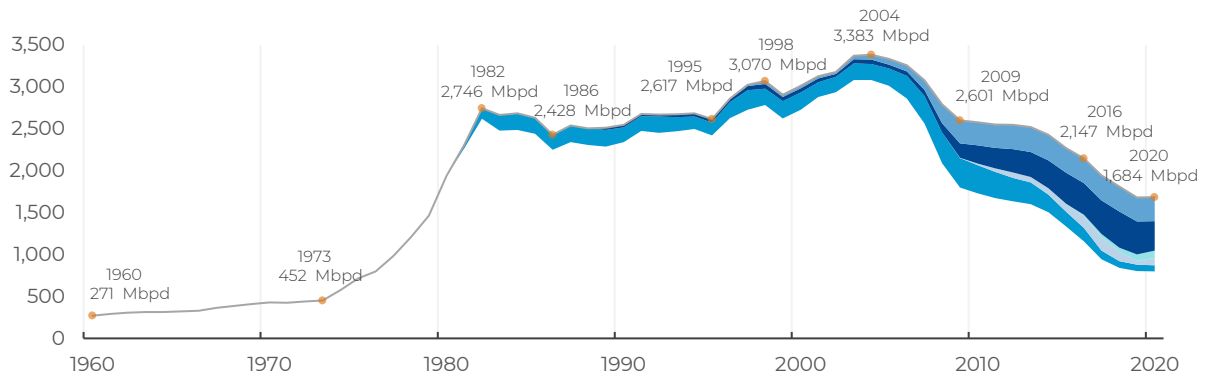
* See production by participating interest at sih.hidrocarburos.gob.mx

Source: Comisión Nacional de Hidrocarburos

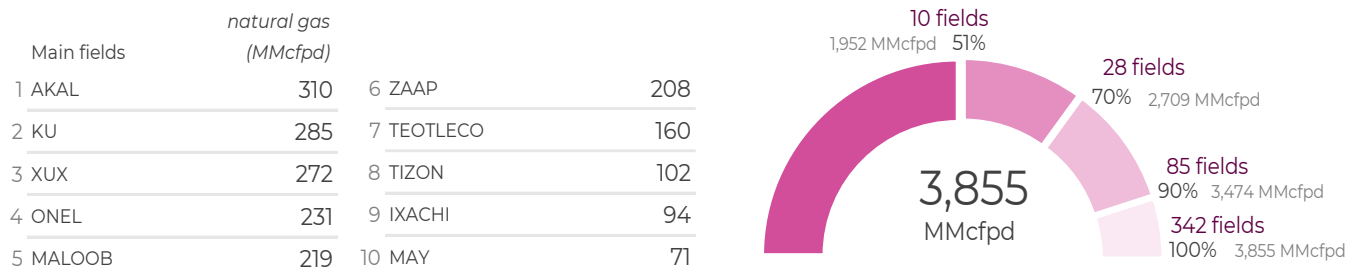
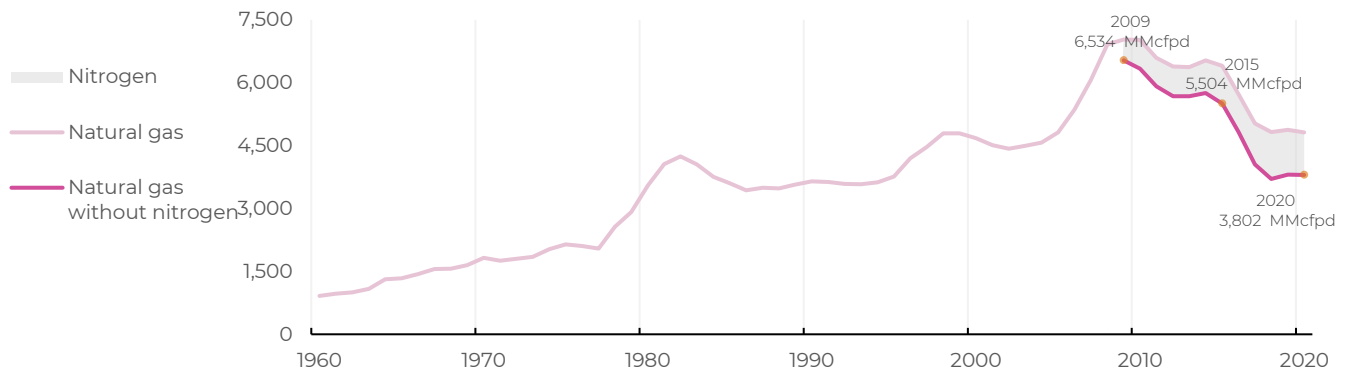
Notes:
1 According to the *Lineamientos Técnicos en Materia de Medición de Hidrocarburos*, Art. 11. Since 2016 data has been reported under temperature and pressure conditions of 15.56°C (60°F) and one atmosphere.

Units: thousand barrels per day (Mbpd), million cubic feet per day (MMcfd).

Historical oil production and main producing fields



Historical natural gas production and main producing fields



Visit sih.hidrocarburos.gob.mx

Source: Comisión Nacional de Hidrocarburos

Notes:
1 According to the *Lineamientos Técnicos en Materia de Medición de Hidrocarburos*, Art. 11. Since 2016 data has been reported under temperature and pressure conditions of 15.56°C (60°F) and one atmosphere.

Units: thousand barrels per day (Mbpd), million cubic feet per day (MMcfpd).