

# CNH OIL REFINING AND EXPORTS

## September 2020

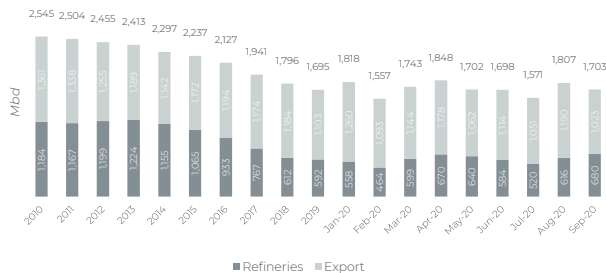
Comisión Nacional de Hidrocarburos

### Oil production and distribution

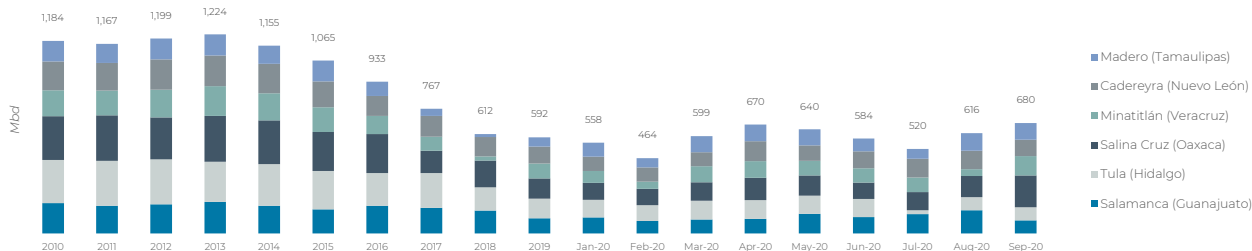
#### National oil production




#### Distribution<sup>1</sup>



### Refinery utilization



### Oil exports during the month of September 2020



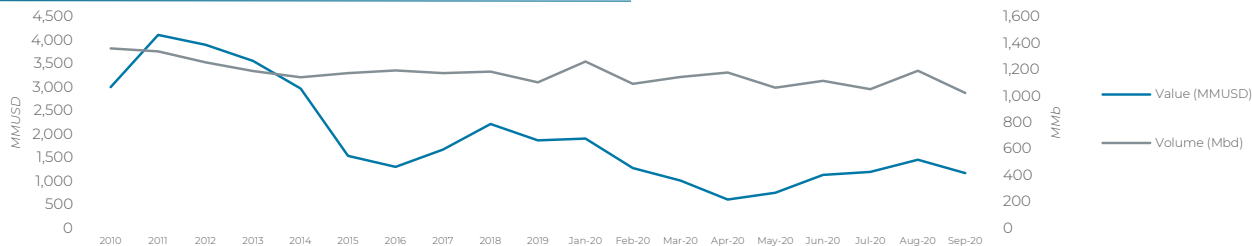
#### Oil exports by type

Type of oil <sup>2</sup>	Volume (Mbpd)	Value (MMUSD)	Average price (USD/b)
Olmecca	0	0.0	0.00
Istmo	181	211.8	39.05
Maya <sup>3</sup>	842	956.3	37.97
<b>Total</b>	<b>1,023</b>	<b>1,168.1</b>	<b>37.58</b>

#### Oil exports by destination

Region	Volume (Mbpd)	Value (MMUSD)	Average price (USD/b)
America	540	623.1	38.49
Europe	193	218.0	37.66
Far East	290	327.0	37.54
<b>Total</b>	<b>1,023</b>	<b>1,168.1</b>	<b>37.58</b>

#### Volume and average value of oil exports



#### Notes:

<sup>1</sup> The refining volume considers the volumen send to La Cangrejera and La Venta.

<sup>2</sup> The Olmecca oil type corresponds to light oil, the Istmo oil type corresponds to medium oil, and the Maya type corresponds to heavy oil.

<sup>3</sup> Includes Altamira and Talam oil.

Mbd: thousand barrels per day

MMb: millions of barrels

MMUSD: millions of dollars

Numbers may not add up to final sum due to rounding.

#### Sources:

Base de Datos Institucional de Pemex (consulted September 2020).