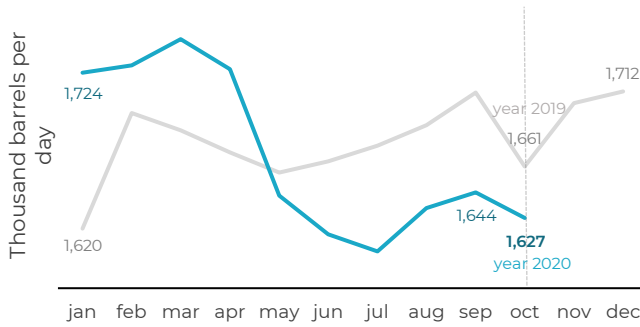


CRUDE OIL & CONDENSATE

Thousand barrels per day	October 2020	average 2020
Oil	1,627	1,669
Condensate	71	53

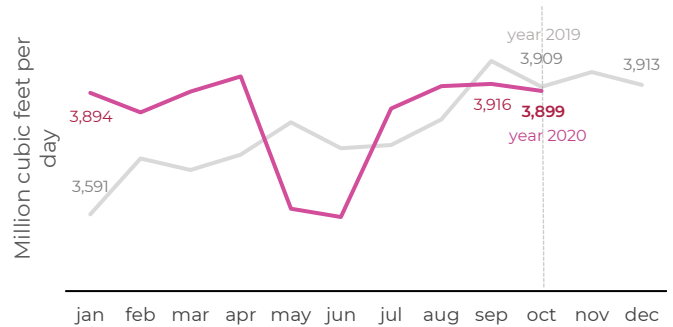


Production by operator*		oil (Mbpd)	
PEMEX EXPLORACIÓN Y PRODUCCIÓN	Entitlements	160	1,514
	Migrations	1	58
			97%
OTHER OPERATORS		Rounds	22
		10	
		Migrations	20
		3	
		Farmouts	13
		2	

NATURAL GAS

volume without nitrogen

Million cubic feet per day	October 2020	average 2020
Natural gas	3,899	3,834
associated	2,778	2,746
non-associated	1,120	1,088



Production by operator*		natural gas (MMpcd)	
PEMEX EXPLORACIÓN Y PRODUCCIÓN	Entitlements	258	3,667
	Migrations	1	13
			94%
OTHER OPERATORS		Rounds	122
		4	
		Migrations	66
		26	
		Farmouts	30
		2	

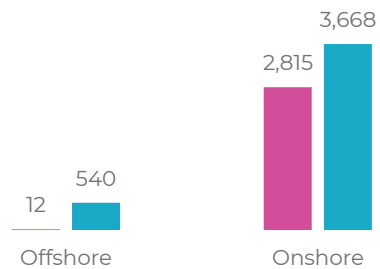
Producing wells by location

7,035 producing wells

2,827 wells producing non-associated natural gas

4,208 wells producing oil and associated natural gas

- Non-associated natural gas producing wells
- Oil and associated gas producing wells



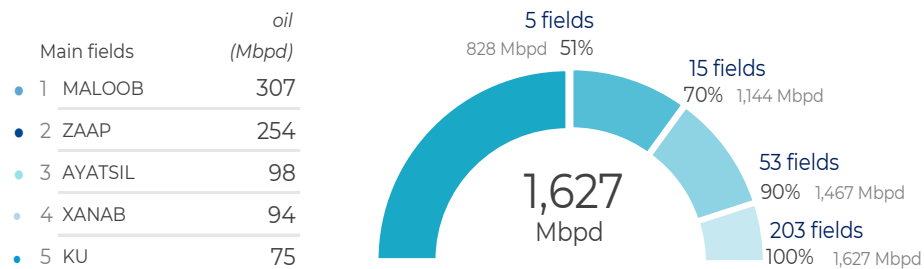
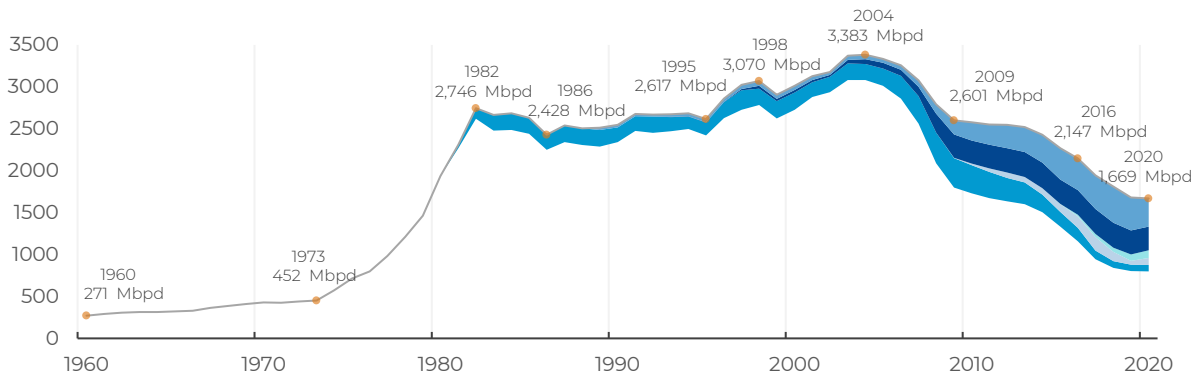
* See production by participating interest at sih.hidrocarburos.gob.mx

Source: Comisión Nacional de Hidrocarburos

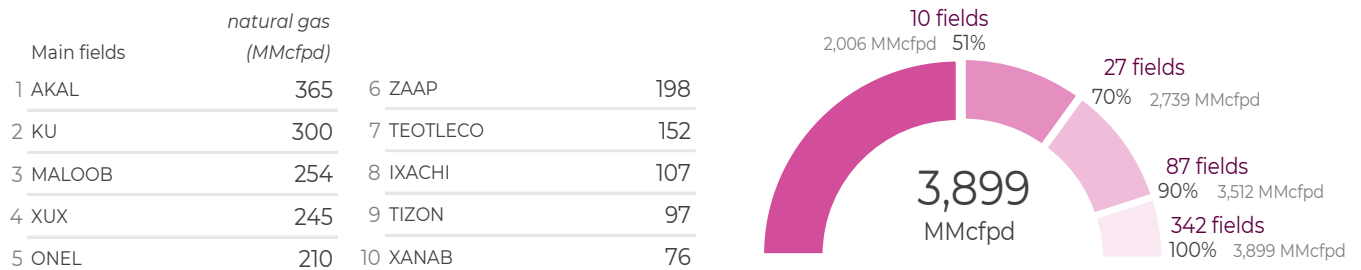
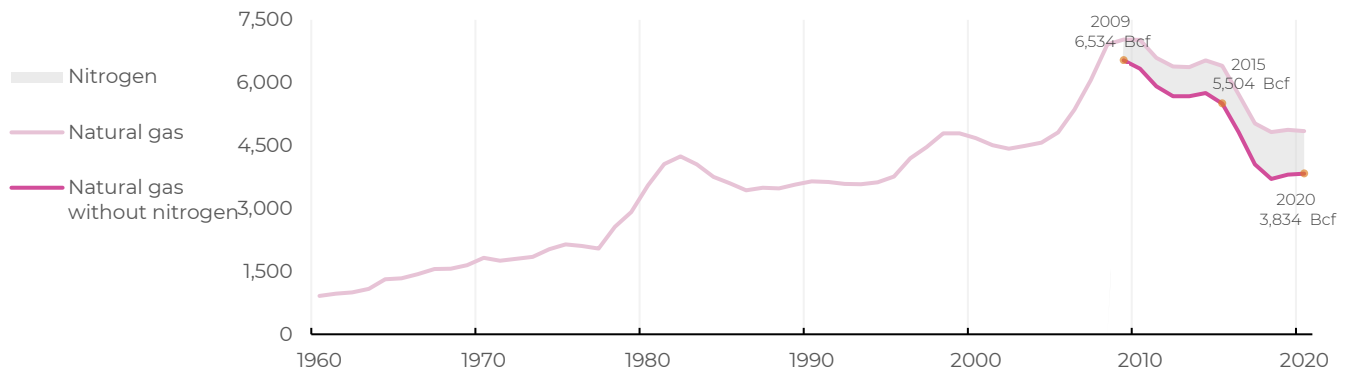
Notes:
1 According to the *Lineamientos Técnicos en Materia de Medición de Hidrocarburos*, Art. 11. Since 2016 data has been reported under temperature and pressure conditions of 15.56°C (60°F) and one atmosphere.

Units: thousand barrels per day (Mbpd), million cubic feet per day (MMcfpd).

Historical oil production and main producing fields



Historical natural gas production and main producing fields



Visit sih.hidrocarburos.gob.mx

Source: Comisión Nacional de Hidrocarburos

Notes:
1 According to the *Lineamientos Técnicos en Materia de Medición de Hidrocarburos*, Art. 11. Since 2016 data has been reported under temperature and pressure conditions of 15.56°C (60°F) and one atmosphere.

Units: thousand barrels per day (Mbpd), million cubic feet per day (MMcfd).