

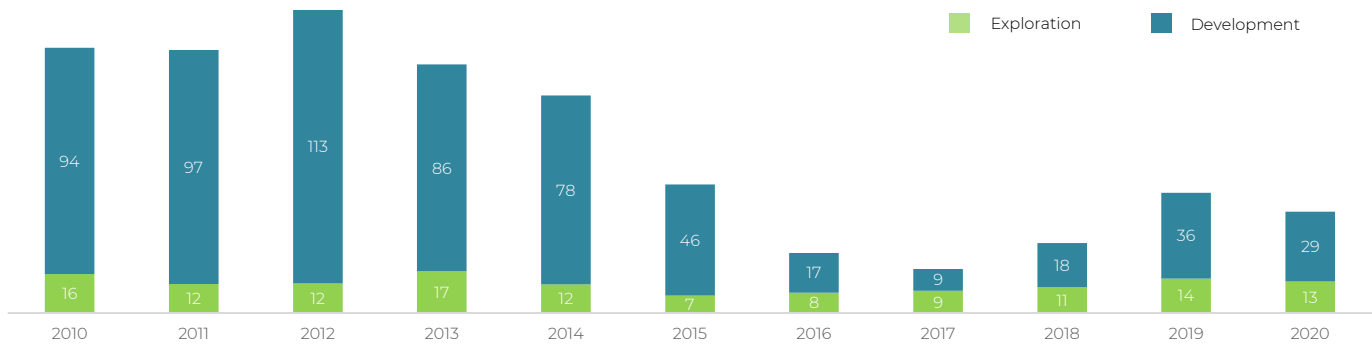
Rig count and drilling activity

december 2020

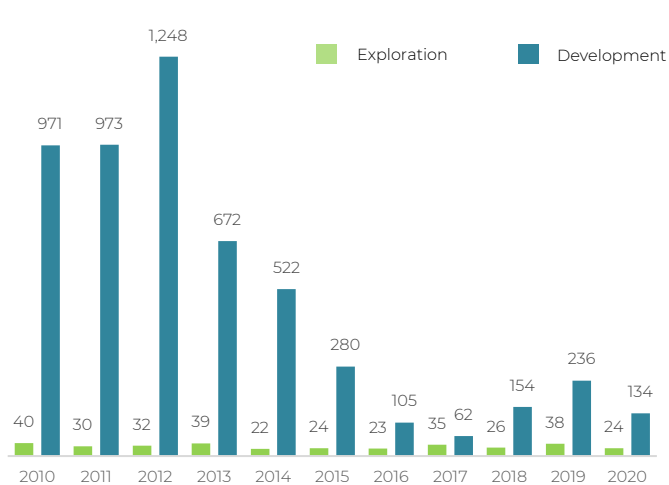
Four quarter 2020

		Rig count		Drilled wells		Completed wells	
		Entitlements	Contracts	Entitlements	Contracts	Entitlements	Contracts
Offshore	Exploration	1	0	0	0	3	0
	Development	1	1	2	0	7	0
Onshore	Exploration	2	0	0	0	0	0
	Development	3	1	6	0	8	0
Total		7	2	8	0	18	0

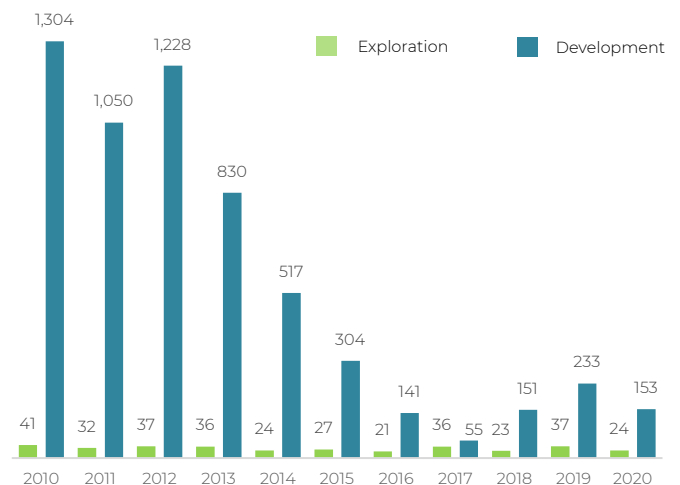
Rig count by well type



Drilled wells by type



Completed wells by type



For more information, consult the Hydrocarbons Information System sih.hidrocarburos.gob.mx

Notes:

The rig count is equal to the days of use divided by the total days of the month.
Average rig count from the beginning of the year through December 2020.
Cumulative number of wells from the beginning of the year through December 2020.