

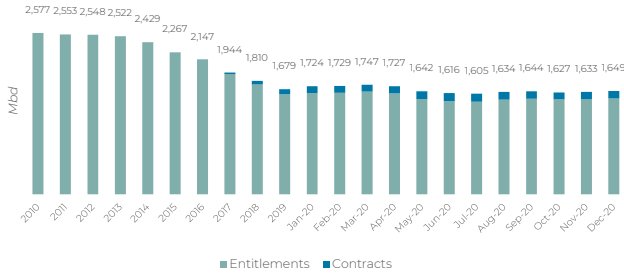
CNH OIL REFINING AND EXPORTS

Comisión Nacional de Hidrocarburos

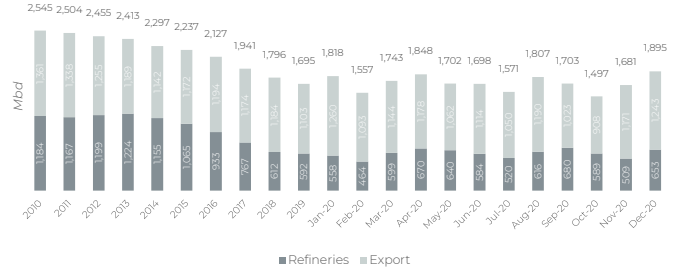
December 2020

Oil production and distribution

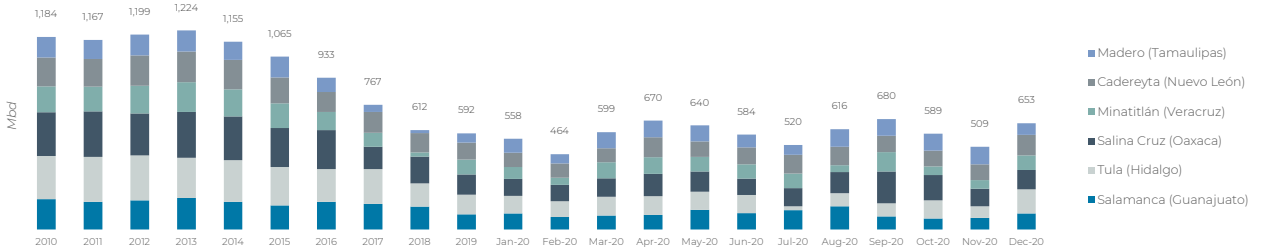
National oil production



Distribution¹



Refinery utilization



Oil exports during the month of December 2020

Volume	Value	Average Price
1,243	1,727.5	44.84
Thousands barrels per day	Millions of barrels	Millions of dollars
		Dollars per barrel

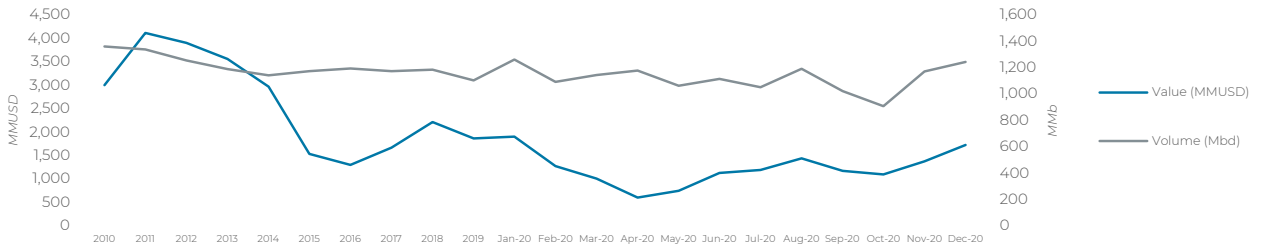
Oil exports by type

Type of oil ²	Volume (Mbpd)	Value (MMUSD)	Average price (USD/b)
Olmecca	0	0.0	0.00
Istmo	273	378.0	44.74
Maya ³	970	1,349.4	45.00
Total	1,243	1,727.5	44.84

Oil exports by destination

Region	Volume (Mbpd)	Value (MMUSD)	Average price (USD/b)
America	644	897.3	44.97
Europe	158	222.4	45.27
Far East	441	607.7	44.49
Total	1,243	1,727.5	44.84

Volume and average value of oil exports



Notes:

- ¹ The refining volume considers the volumen send to La Cangrejera and La Venta.
 - ² The Olmecca oil type corresponds to light oil, the Istmo oil type corresponds to medium oil, and the Maya type corresponds to heavy oil.
 - ³ Includes Altamira and Talam oil.
- Mbd: thousand barrels per day
MMb: millions of barrels
MMUSD: millions of dollars
Numbers may not add up to final sum due to rounding.

Sources:

Base de Datos Institucional de Pemex (consulted January 2021).