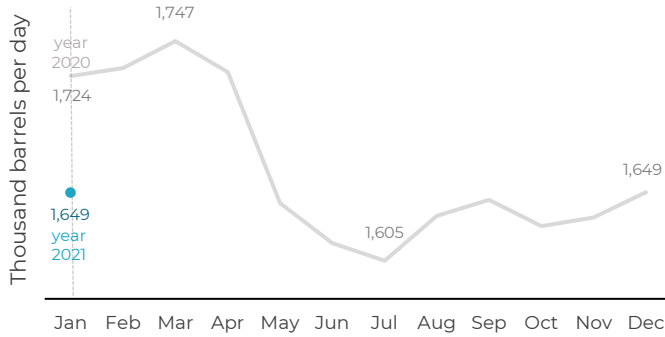


CRUDE OIL & CONDENSATE

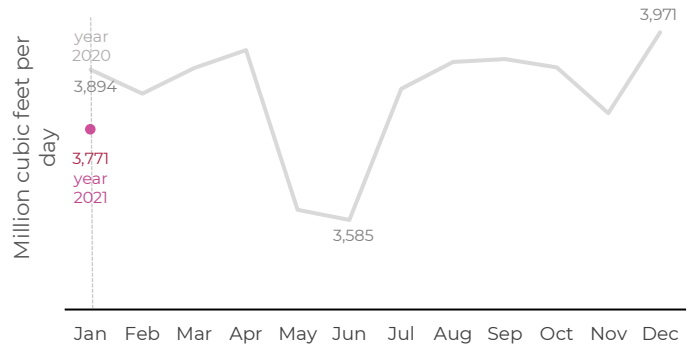
Thousand barrels per day	January 2021	average 2020
Oil	1,649	1,664
Condensate	79	57



NATURAL GAS

volume without nitrogen

Million cubic feet per day	January 2021	average 2020
Natural gas	3,771	3,843
associated	2,630	2,754
non-associated	1,141	1,090



Production by operator*		oil (Mbpd)	
PEMEX EXPLORACIÓN Y PRODUCCIÓN	Entitlements	160	1,532
	Migrations	1	64
			97%
1,595			
OTHER OPERATORS	Migrations	3	22
	Farmouts	2	11
	Rounds	11	20
53			3%

Production by operator*		natural gas (MMpcd)	
PEMEX EXPLORACIÓN Y PRODUCCIÓN	Entitlements	258	3,545
	Migrations	1	15
			94%
3,560			
OTHER OPERATORS	Migrations	4	117
	Farmouts	2	29
	Rounds	26	66
211			6%

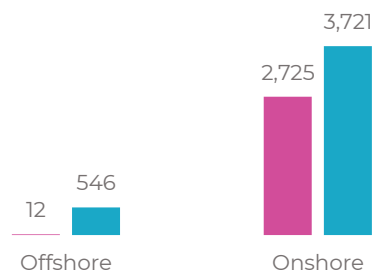
Producing wells by location

7,004 producing wells

2,737 wells producing non-associated natural gas

4,267 wells producing oil and associated natural gas

- Non-associated natural gas producing wells
- Oil and associated gas producing wells

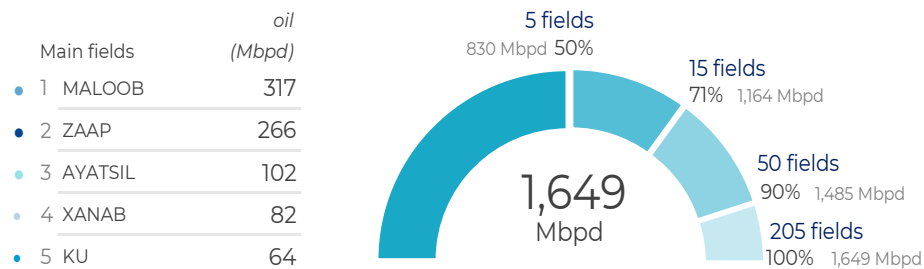
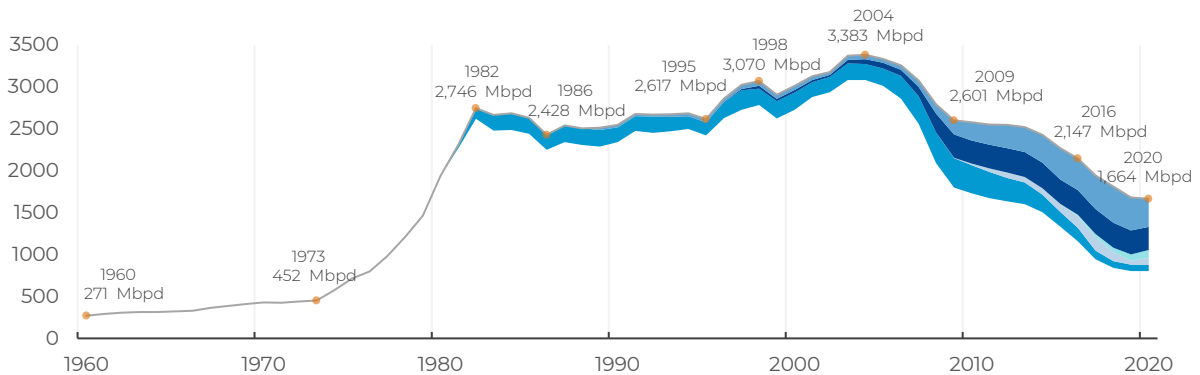


* See production by participating interest at sih.hidrocarburos.gob.mx

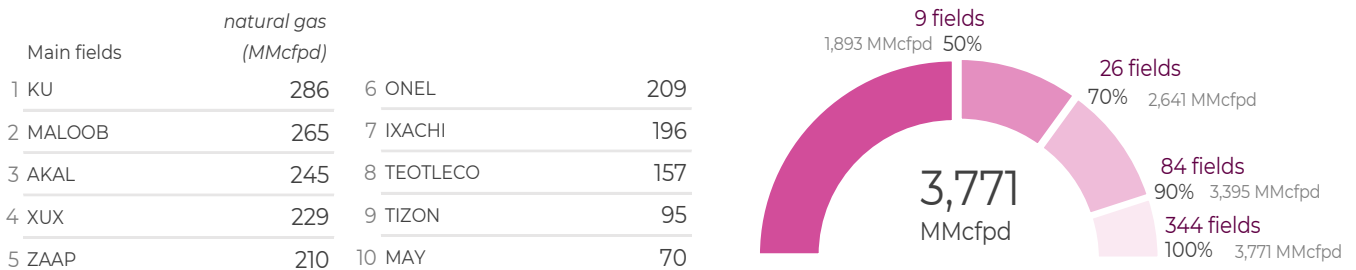
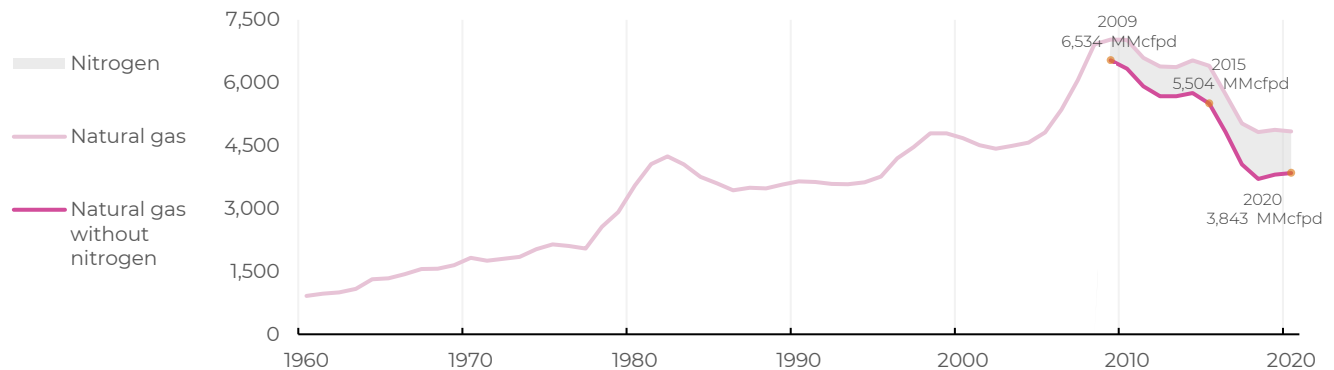
Notes:
1 According to the *Lineamientos Técnicos en Materia de Medición de Hidrocarburos*, Art. 11. Since 2016 data has been reported under temperature and pressure conditions of 15.56°C (60°F) and one atmosphere.

Units: thousand barrels per day (Mbpd), million cubic feet per day (MMcfd).

Historical oil production and main producing fields



Historical natural gas production and main producing fields



Visit sih.hidrocarburos.gob.mx

Notes:
 1 According to the *Lineamientos Técnicos en Materia de Medición de Hidrocarburos*, Art. 11. Since 2016 data has been reported under temperature and pressure conditions of 15.56°C (60°F) and one atmosphere.
 Units: thousand barrels per day (Mbpd), million cubic feet per day (MMcfpd).