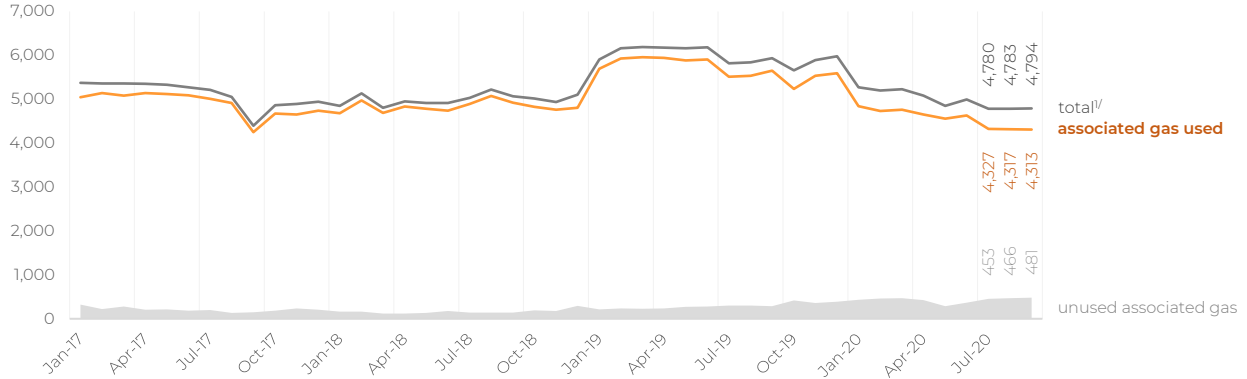


UTILIZATION OF ASSOCIATED GAS

September, 2020

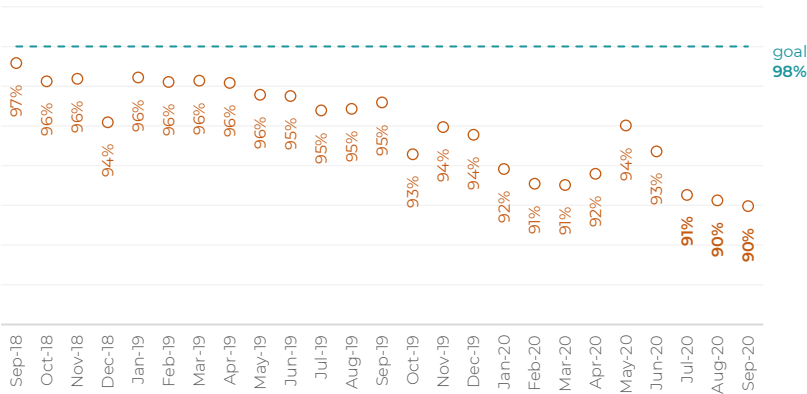
Historical associated gas use

Utilization of associated gas production and additional natural gas required for operations.
MMcfd



National percentage of associated gas utilization

Sep 2018 - Sep 2020



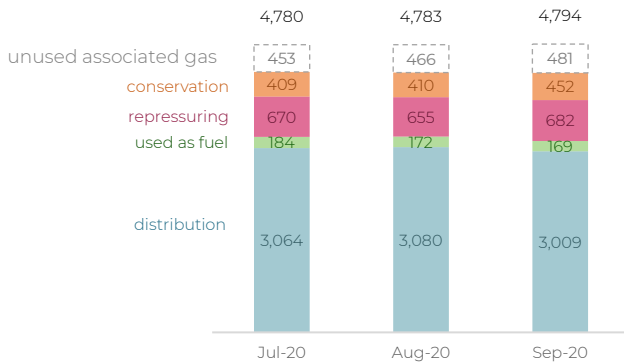
Average, by usage type and year

MMcfd

	2017	2018	2019	2020
Distribution	2,662	2,637	3,919	3,432
Repressuring	1,298	1,170	808	523
Conservation	509	598	605	452
Used as fuel	435	427	363	163
Associated gas used	4,905	4,831	5,695	4,570
Associated gas unused	213	164	295	427

Third quarter balance

MMcfd



156

Areas with a program for associated gas use^{2/}

July-September 2020

Utilization percentage	Entitlements and Contracts	July-September 2020 average	
		Unused volume	Production and additional natural gas
≥98%	90	466.8	4,785.9
97%-75%	36	13.1	2,338.6
74%-50%	2	256.7	1,857.2
49%-25%	2	181.9	573.0
<25%	26	1.1	1.8
		13.9	15.3

For further information, please see the [Entitlement's dashboard](#)

Notes:

Figures subject to revision.

Operators must report to the CNH utilization of associated gas in accordance to the regulation *Disposiciones Técnicas en materia de aprovechamiento de gas natural asociado, en la exploración y extracción de hidrocarburos*.

^{1/} Associated gas production and additional natural gas required for operations.

^{2/} Entitlements and Contracts included in this analysis are those with a program for utilization of associated gas included in the corresponding Development Plan, in accordance with the regulation *Disposiciones Técnicas en materia de aprovechamiento de gas natural asociado, en la exploración y extracción de hidrocarburos*. Additional information on associated gas use in 16 reserved entitlements is also considered, although reserved entitlements are not subject to the regulation mentioned above, due to the fact that these areas do not have Development Plans.