

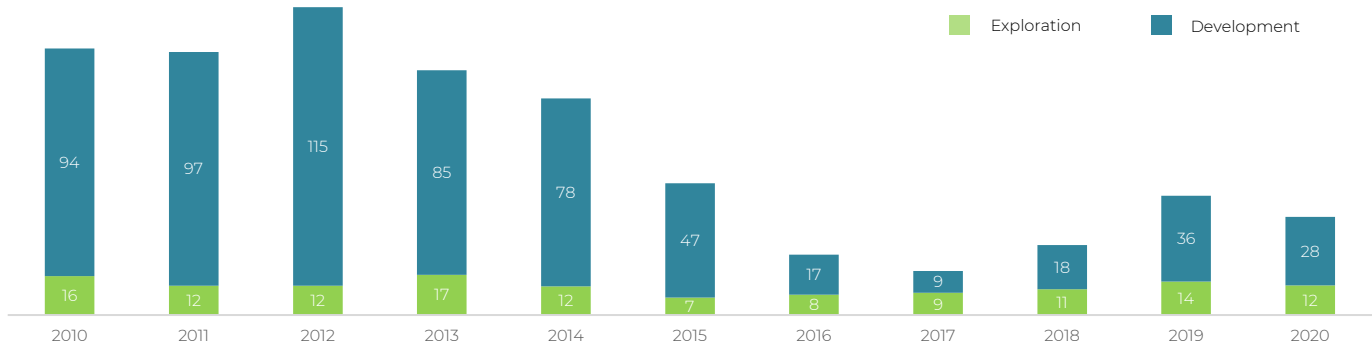
# Rig count and drilling activity

## december 2020

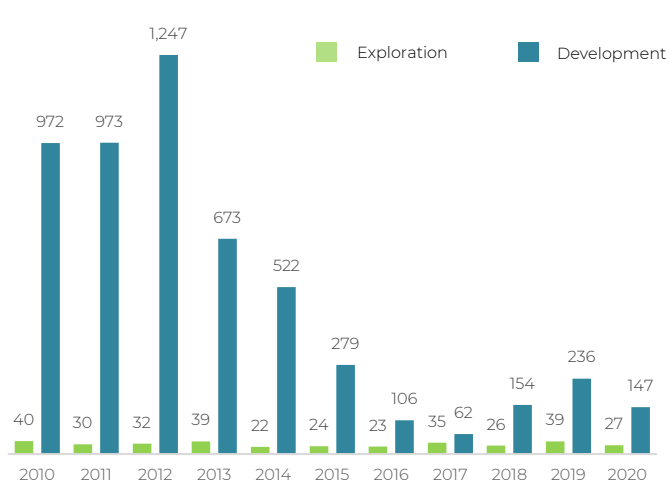
### Four quarter 2020

|          |             | Rig count    |           | Drilled wells |           | Completed wells |           |
|----------|-------------|--------------|-----------|---------------|-----------|-----------------|-----------|
|          |             | Entitlements | Contracts | Entitlements  | Contracts | Entitlements    | Contracts |
| Offshore | Exploration | 2            | 0         | 0             | 0         | 5               | 0         |
|          | Development | 5            | 1         | 11            | 0         | 15              | 0         |
| Onshore  | Exploration | 3            | 0         | 0             | 0         | 0               | 1         |
|          | Development | 4            | 2         | 9             | 0         | 10              | 1         |
| Total    |             | 13           | 3         | 20            | 0         | 30              | 2         |

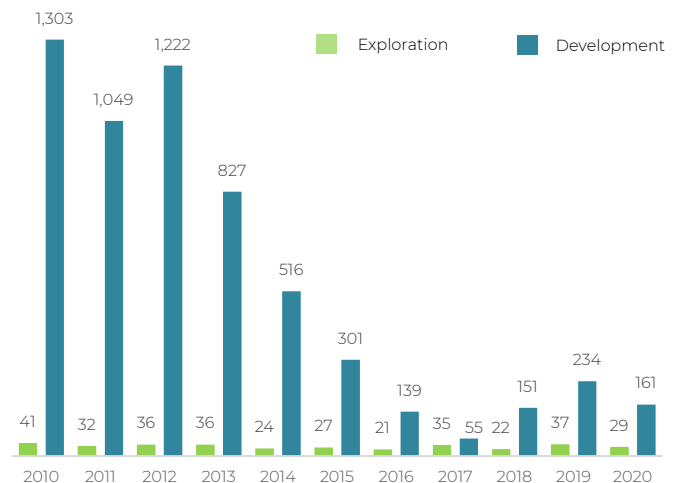
### Rig count by well type



### Drilled wells by type



### Completed wells by type



For more information, consult the Hydrocarbons Information System [sih.hidrocarburos.gob.mx](http://sih.hidrocarburos.gob.mx)

**Notes:**

The rig count is equal to the days of use divided by the total days of the month.  
Average rig count from the beginning of the year through December 2020.  
Cumulative number of wells from the beginning of the year through December 2020.