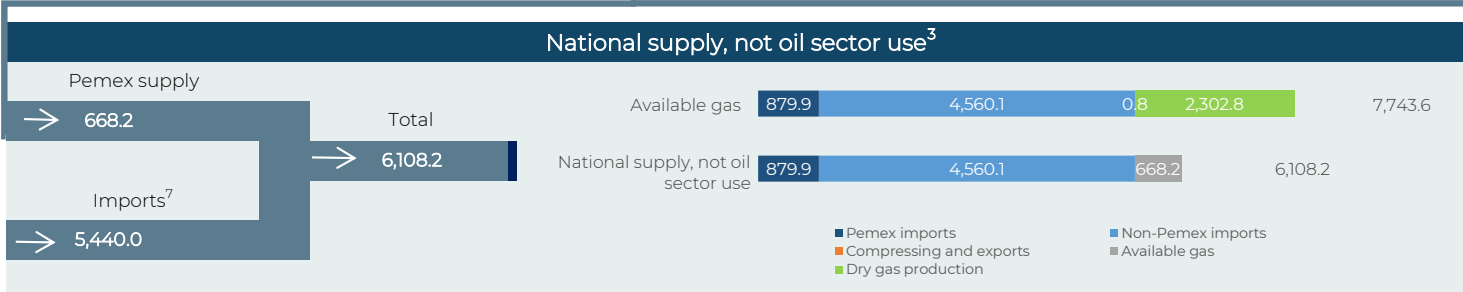
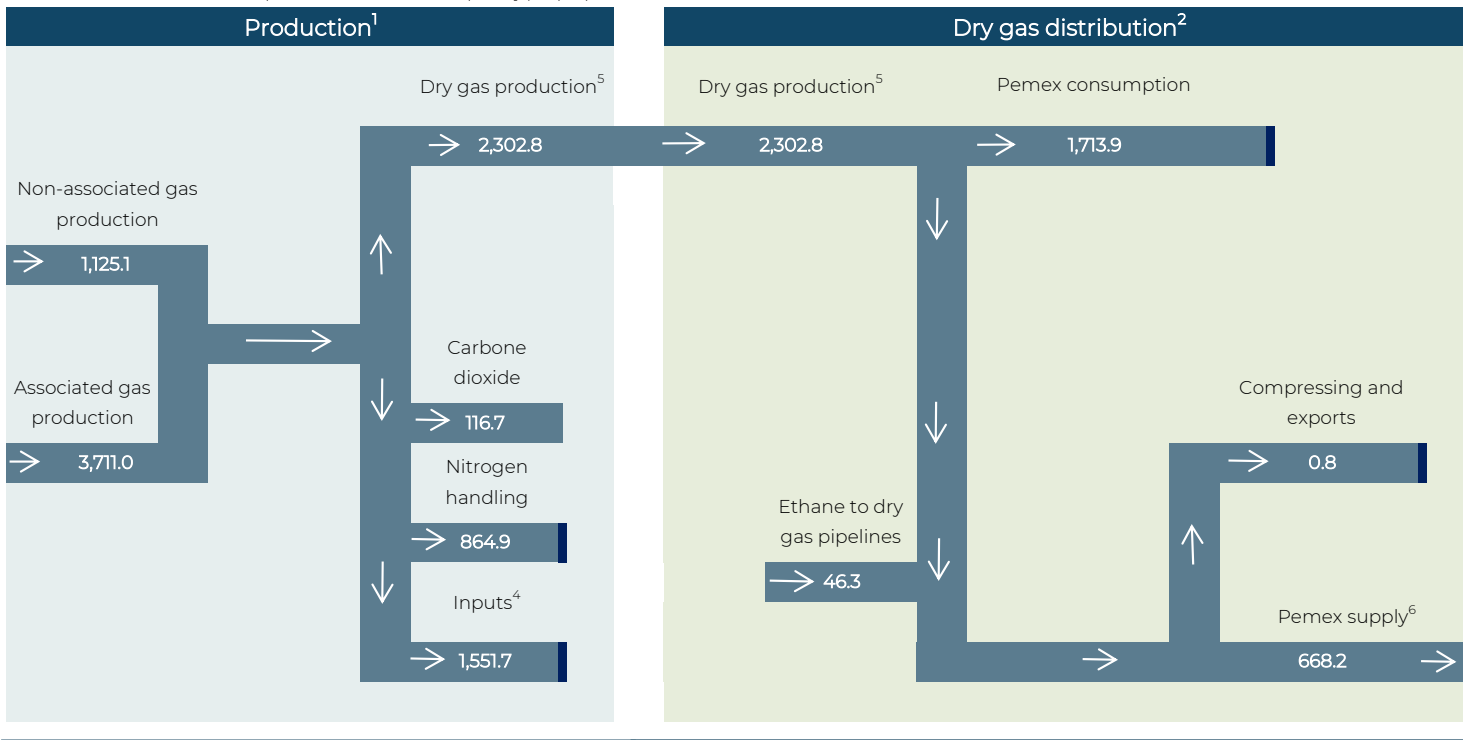


# CNH NATURAL GAS BALANCE

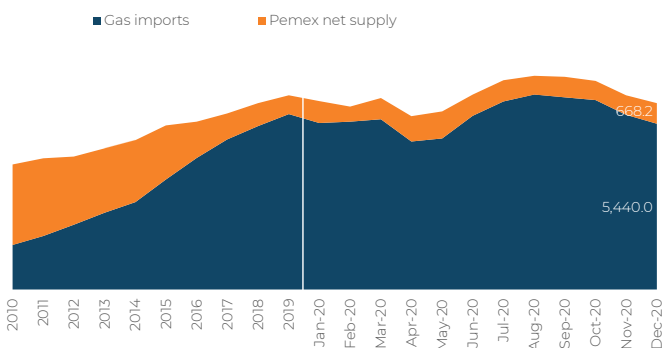
Comisión Nacional de Hidrocarburos

December 2020

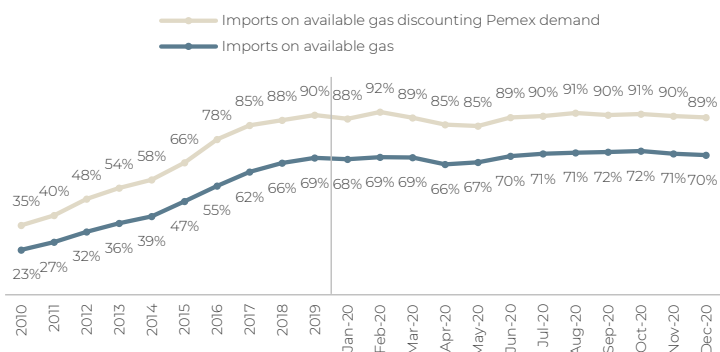
All flows are expressed in million cubic feet per day (MMpcd)



## Pemex net production and dry gas imports



## Share of imports in national gas supply



**Source:**

<sup>1</sup>Sistema de Información de Hidrocarburos.  
<sup>2</sup>Sistema de Información Energética Secretaría de Energía and Base de Datos Institucional Pemex.  
<sup>3</sup>Prontuario Estadístico de Gas Natural Secretaría de Energía.

**Notes:**

<sup>4</sup> Includes net compression minus vapor, shrinkage, transportation and operational use.  
<sup>5</sup> Includes sweet wet gas to ducts and pneumatic pumping.  
<sup>6</sup> Does not include the statistical difference with a value of 33.8 for the month of December 2020.  
<sup>7</sup> For imports not made by Pemex, calculation was made with information published by the Secretaría de Energía minus imports reported by Pemex in the same period.  
 Numbers may not match due to statistical differences and rounding.