

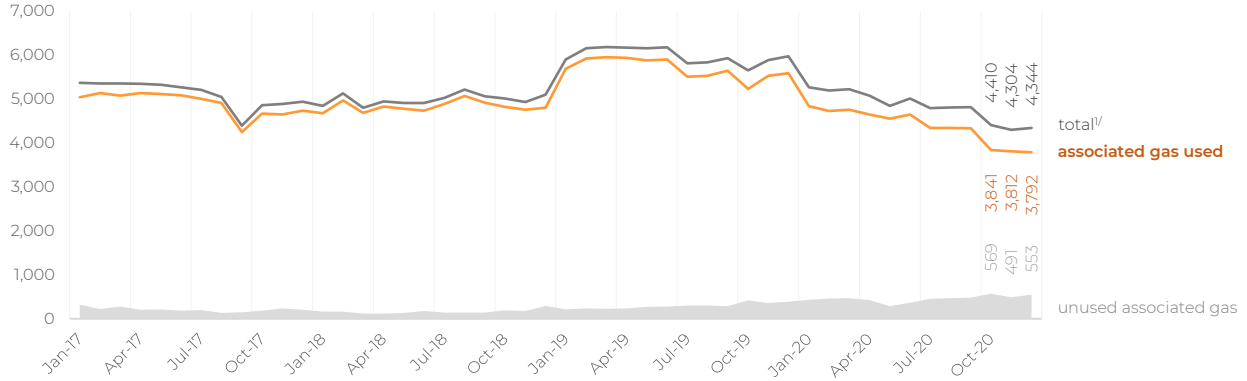
UTILIZATION OF ASSOCIATED GAS

December, 2020

Historical associated gas use

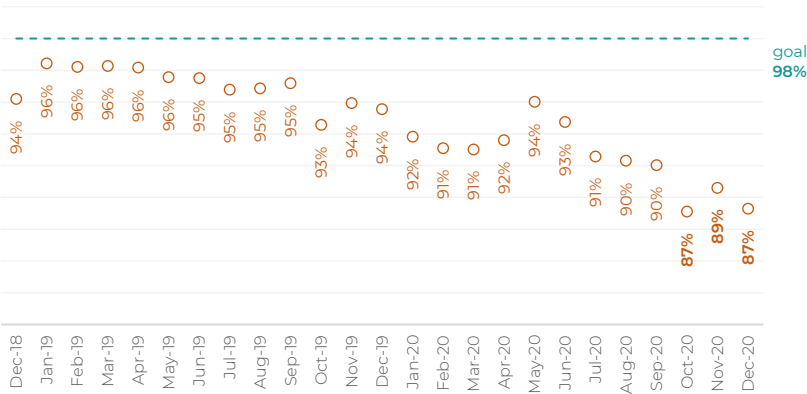
Utilization of associated gas production and additional natural gas required for operations.

MMcfd



National percentage of associated gas utilization

Dec 2018 - Dec 2020



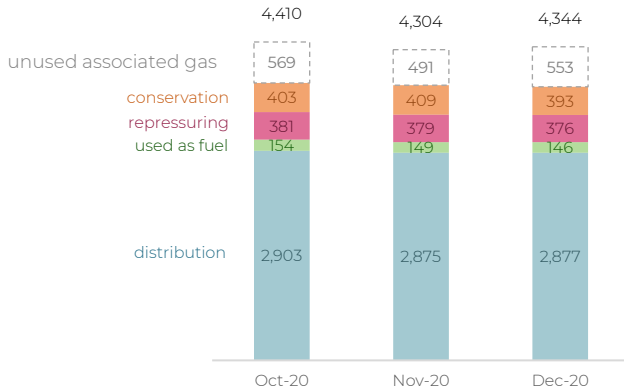
Average, by usage type and year

MMcfd

	2017	2018	2019	2020
Distribution	2,662	2,637	3,919	3,303
Repressuring	1,298	1,170	808	486
Conservation	509	598	605	439
Used as fuel	435	427	363	160
Associated gas used	4,905	4,831	5,695	4,388
Associated gas unused	213	164	295	455

Fourth quarter balance

MMcfd



152

Areas with a program for associated gas use^{2/}

October-December 2020

Utilization percentage	Entitlements and Contracts	October-December 2020 average	
		Unused volume	Production and additional natural gas
≥98%	63	10.1	1,702.4
97%-75%	53	155.6	1,573.6
74%-50%	11	359.5	1,062.6
49%-25%	1	0.8	1.3
<25%	24	12.0	13.3

For further information, please see the [Entitlement's dashboard](#)

Notes:

Figures subject to revision.

Operators must report to the CNH utilization of associated gas in accordance to the regulation *Disposiciones Técnicas en materia de aprovechamiento de gas natural asociado, en la exploración y extracción de hidrocarburos*.

^{1/} Associated gas production and additional natural gas required for operations.

^{2/} Entitlements and Contracts included in this analysis are those with a program for utilization of associated gas included in the corresponding Development Plan, in accordance with the regulation *Disposiciones Técnicas en materia de aprovechamiento de gas natural asociado, en la exploración y extracción de hidrocarburos*. Additional information on associated gas use in 15 reserved entitlements is also considered, although reserved entitlements are not subject to the regulation mentioned above, due to the fact that these areas do not have Development Plans.