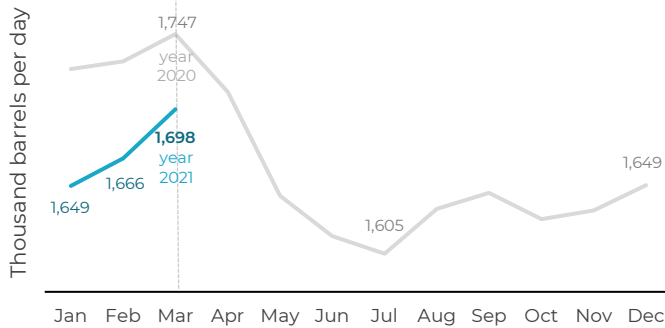


CRUDE OIL & CONDENSATE

Thousand barrels per day	March 2021	average 2021
Oil	1,698	1,671
Condensate	79	79

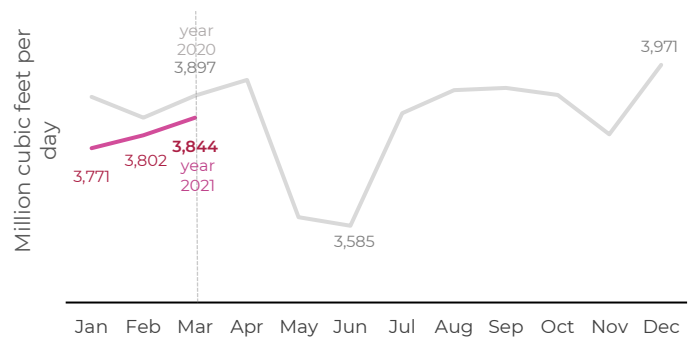


Production by operator*		oil (Mbspd)	
PEMEX EXPLORACIÓN Y PRODUCCIÓN	Entitlements	161	1,569
	Migrations	1	71
OTHER OPERATORS		3	24
		2	11
		11	23
1,640	97%		
58	3%		

NATURAL GAS

volume without nitrogen

Million cubic feet per day	March 2021	average 2021
Natural gas	3,844	3,806
associated	2,700	2,661
non-associated	1,144	1,145



Production by operator*		natural gas (MMcfpd)	
PEMEX EXPLORACIÓN Y PRODUCCIÓN	Entitlements	259	3,623
	Migrations	1	16
OTHER OPERATORS		4	112
		2	27
		26	66
3,639	95%		
205	5%		

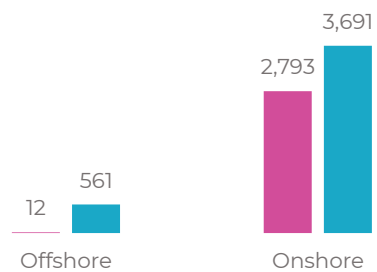
Producing wells by location

7,057 producing wells

2,805 wells producing non-associated natural gas

4,252 wells producing oil and associated natural gas

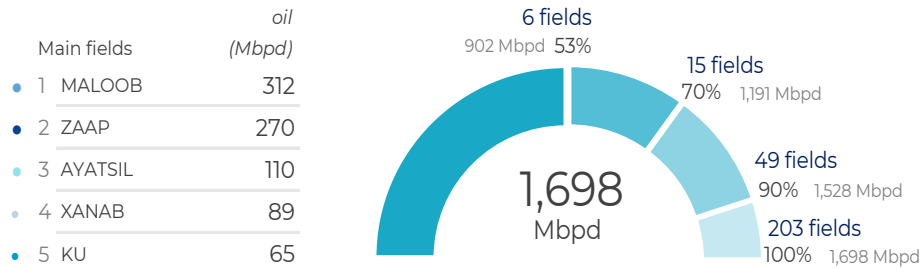
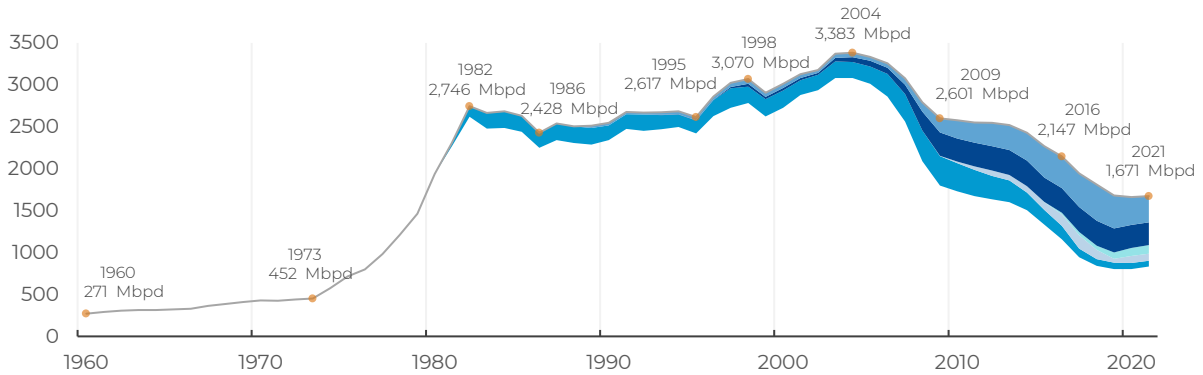
- Non-associated natural gas producing wells
- Oil and associated gas producing wells



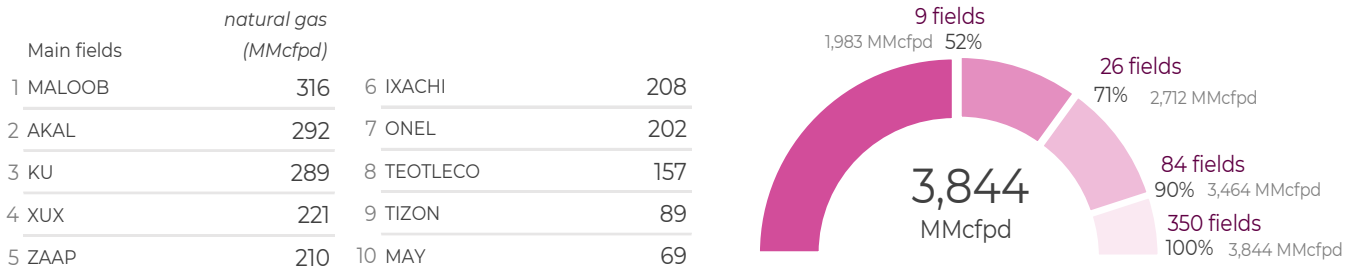
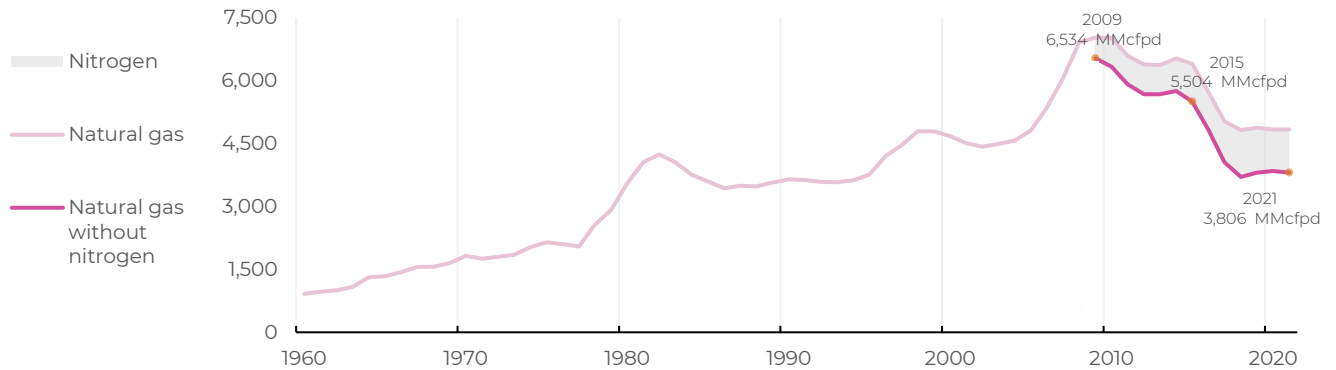
* See production by participating interest at sih.hidrocarburos.gob.mx

Notes:
1 According to the *Lineamientos Técnicos en Materia de Medición de Hidrocarburos*, Art. 11. Since 2016 data has been reported under temperature and pressure conditions of 15.56°C (60°F) and one atmosphere.
Units: thousand barrels per day (Mbspd), million cubic feet per day (MMcfpd).

Historical oil production and main producing fields



Historical natural gas production and main producing fields



Visit sih.hidrocarburos.gob.mx

Notes:
 1 According to the *Lineamientos Técnicos en Materia de Medición de Hidrocarburos*, Art. 11. Since 2016 data has been reported under temperature and pressure conditions of 15.56°C (60°F) and one atmosphere.
 Units: thousand barrels per day (Mbpd), million cubic feet per day (MMcfpd).