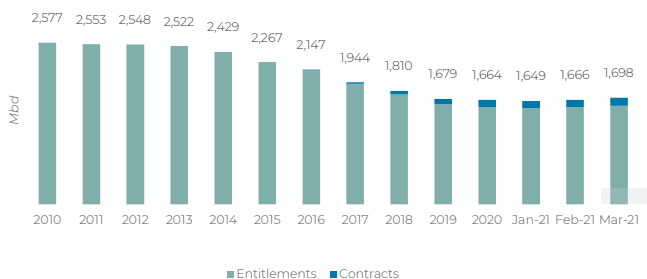


# CNH OIL REFINING AND EXPORTS

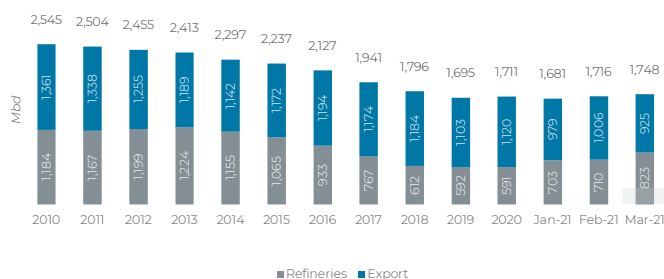
Comisión Nacional de Hidrocarburos  
March 2021

## Oil production and distribution

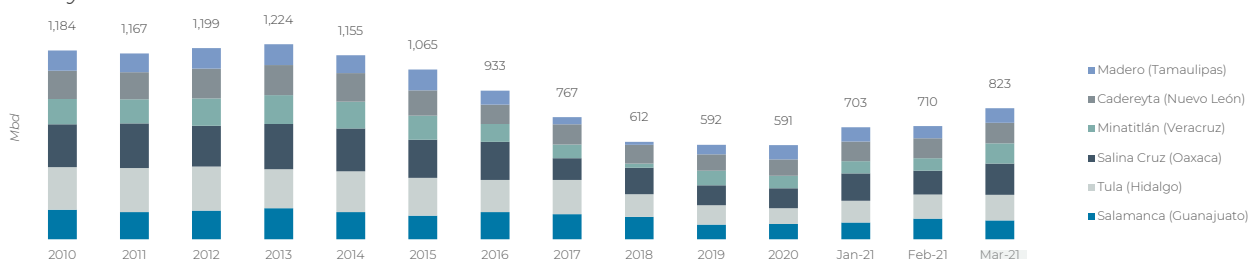
### National oil production



### Distribution<sup>1</sup>



### Refinery utilization



### Oil exports during the month of March 2021



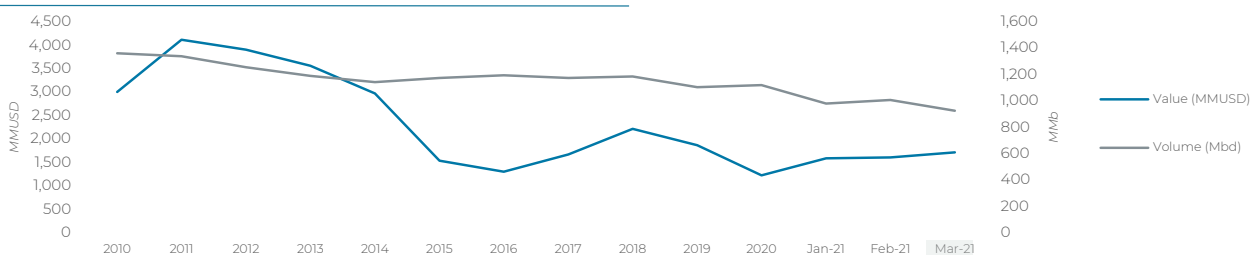
### Oil exports by type

Type of oil <sup>2</sup>	Volume (Mbd)	Value (MMUSD)	Average price (USD/b)
Olmecca			
Istmo	124	229.1	59.71
Maya <sup>3</sup>	801	1,482.8	59.71
<b>Total</b>	<b>925</b>	<b>1,711.8</b>	<b>59.71</b>

### Oil exports by destination

Region	Volume (Mbd)	Value (MMUSD)	Average price (USD/b)
America	479	882.2	59.43
Europe	161	300.1	60.19
Far East	285	529.6	59.92
<b>Total</b>	<b>925</b>	<b>1,711.8</b>	<b>59.71</b>

### Volume and average value of oil exports



#### Notes:

<sup>1</sup> The refining volume considers the volumen send to La Cangrejera and La Venta.

<sup>2</sup> The Olmecca oil type corresponds to light oil, the Istmo oil type corresponds to medium oil, and the Maya type corresponds to heavy oil.

<sup>3</sup> Includes Altamira and Talam oil.

Mbd: thousand barrels per day

MMb: millions of barrels

MMUSD: millions of dollars

Numbers may not add up to final sum due to rounding.

#### Sources:

Sistema de Información de Hidrocarburos.

Base de Datos Institucional de Pemex (consulted May 2021).