

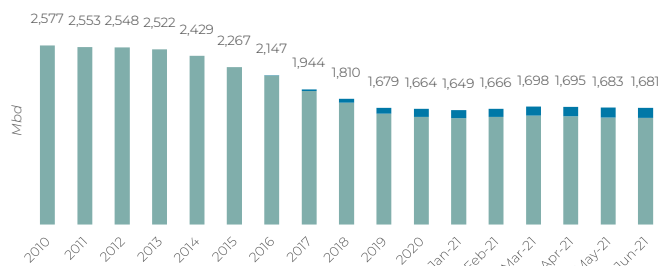
CNH OIL REFINING AND EXPORTS

Comisión Nacional de Hidrocarburos

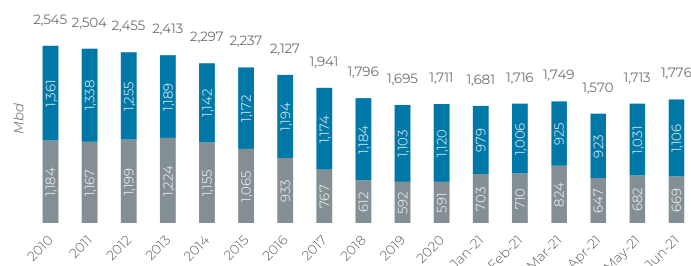
June 2021

Oil production and distribution

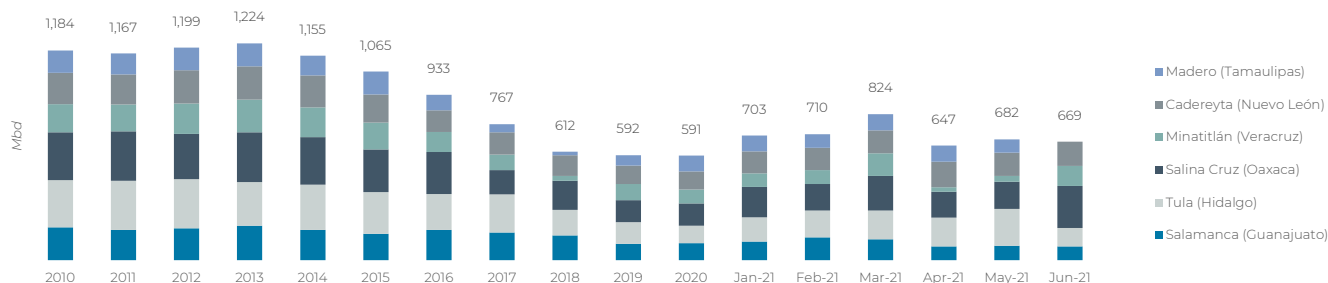
National oil production



Distribution¹



Refinery utilization



Oil exports during the month of June 2021



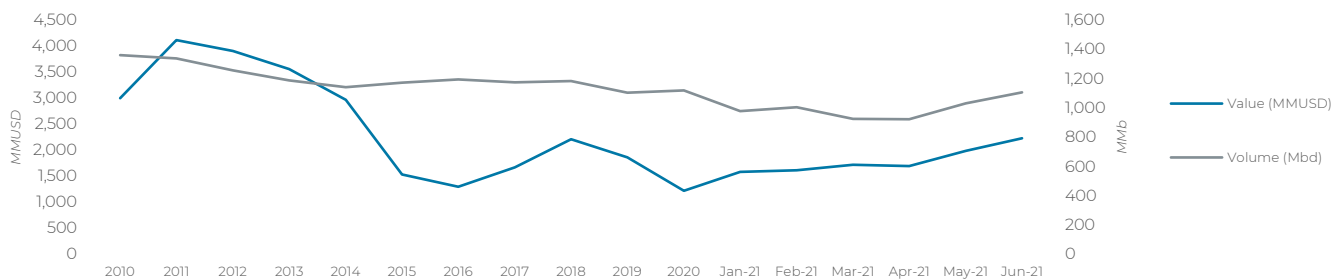
Oil exports by type

Type of oil ²	Volume (Mbpd)	Value (MMUSD)	Average price (USD/b)
Olmeca			
Istmo	211	435.7	68.84
Maya ³	896	1,798.1	66.93
Total	1,106	2,233.8	67.29

Oil exports by destination

Region	Volume (Mbpd)	Value (MMUSD)	Average price (USD/b)
America	695	1,403.7	67.36
Europe	149	300.8	67.27
Far East	263	529.2	67.12
Total	1,106	2,233.8	67.29

Volume and average value of oil exports



Notes:

¹ The refining volume considers the volumen send to La Cangrejera and La Venta.

² The Olmeca oil type corresponds to light oil, the Istmo oil type corresponds to medium oil, and the Maya type corresponds to heavy oil.

³ Includes Altamira and Talam oil.

Mbd: thousand barrels per day

MMb: millions of barrels

MMUSD: millions of dollars

Sources:

Sistema de Información de Hidrocarburos.

Base de Datos Institucional de Pemex (consulted July 2021).