

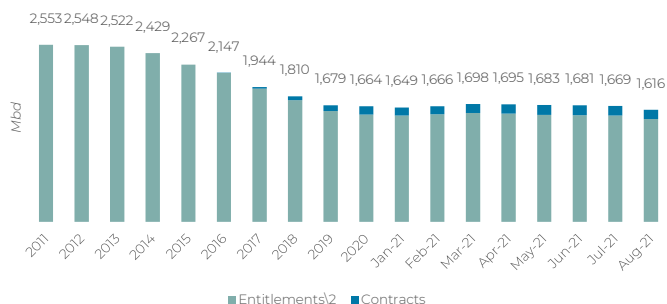
CNH OIL REFINING AND EXPORTS

August 2021

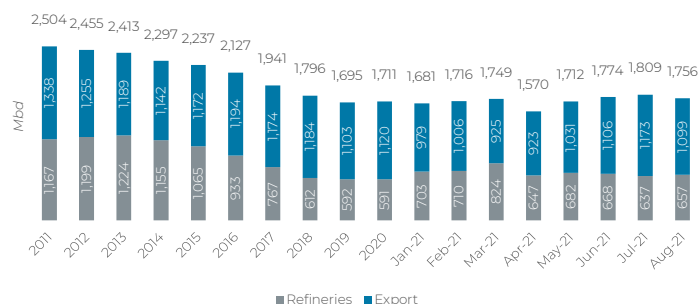
Comisión Nacional de Hidrocarburos

Oil production and distribution

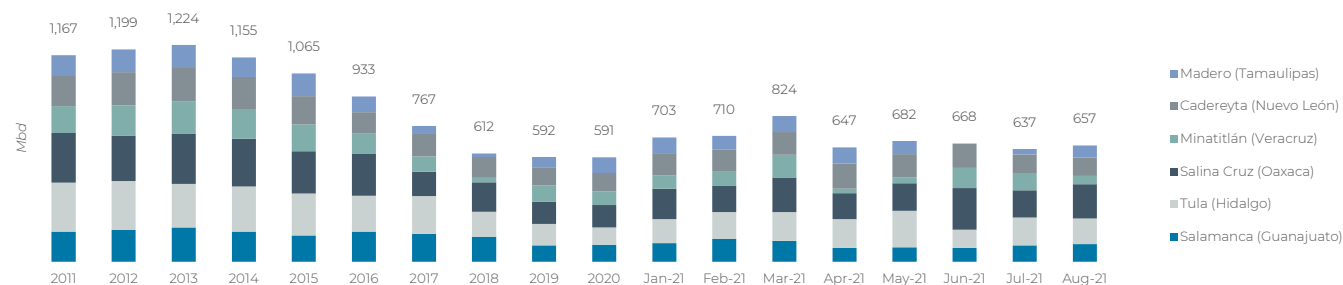
National oil production



Distribution¹



Refinery utilization



Oil exports during the month of August 2021



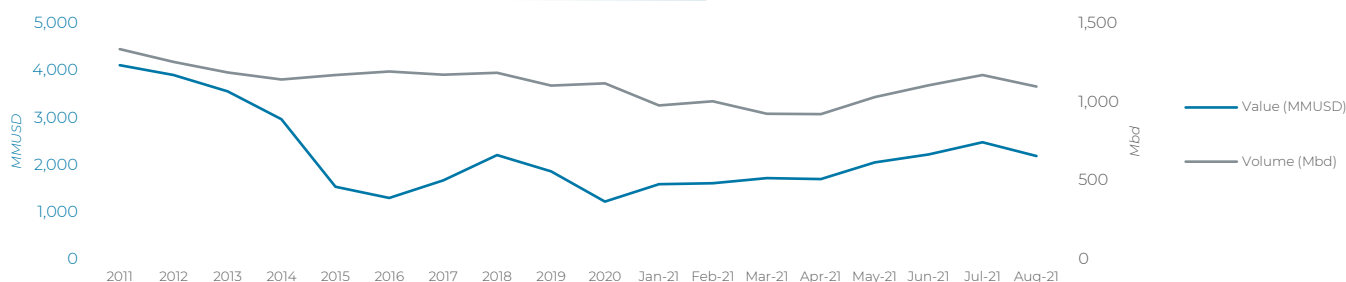
Oil exports by type

Type of oil ³	Volume (Mbbpd)	Value (MMUSD)	Average price (USD/b)
Olmeca			
Istmo	222	454.4	66.13
Maya ⁴	877	1,738.0	63.93
Total	1,099	2,192.3	64.38

Oil exports by destination

Region	Volume (Mbbpd)	Value (MMUSD)	Average price (USD/b)
America	552	1,090.9	63.80
Europe	159	325.0	65.80
Far East	388	776.4	64.62
Total	1,099	2,192.3	64.38

Volume and average value of oil exports



Notes:

¹The refining volume considers the volumen send to La Cangrejera and La Venta.

²Prior to 2015 refers to the national oil production.

³The Olmeca oil type corresponds to light oil, the Istmo oil type corresponds to medium oil, and the Maya type corresponds to heavy oil.

⁴Includes Altamira and Talam oil.

Mbd: thousand barrels per day

MMUSD: millions of dollars

Numbers may not add up to final sum due to rounding.

Sources:

Sistema de Información de Hidrocarburos.

Base de Datos Institucional de Pemex (consulted September 2021).