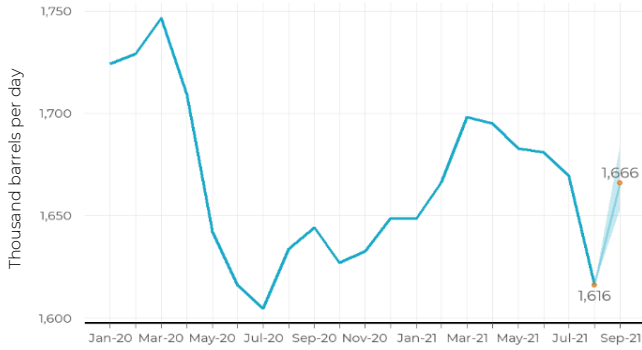


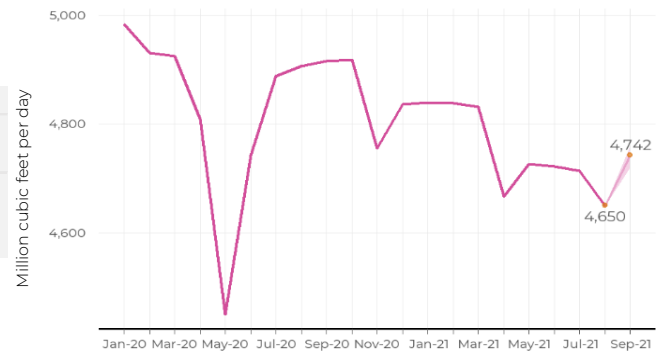
CRUDE OIL (Mbpd)



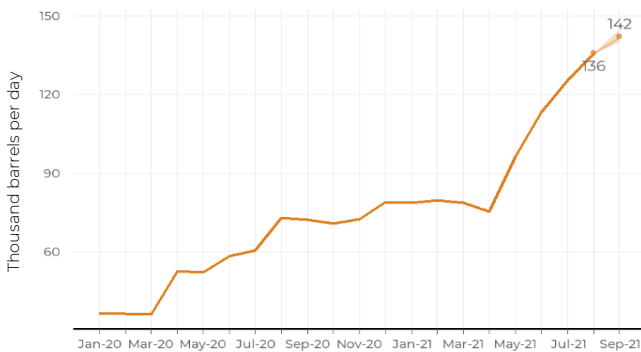
	Mar-21	Apr-21	May-21	Jun-21	Jul-21	Aug-21	preliminary Sep-21
National	1,698	1,695	1,683	1,681	1,669	1,616	1,666
Range							1,654 - 1,685
Entitlements	1,569	1,559	1,540	1,535	1,532	1,482	1,528
Migrations	96	101	103	104	99	96	97
Rounds	34	35	39	42	38	38	41

NATURAL GAS (MMcfpd)

	Mar-21	Apr-21	May-21	Jun-21	Jul-21	Aug-21	preliminary Sep-21
National	4,831	4,666	4,726	4,722	4,714	4,650	4,742
Range							4,713 - 4,764
Entitlements	4,608	4,441	4,498	4,497	4,503	4,435	4,518
Migrations	129	130	129	128	127	127	129
Rounds	94	95	99	97	83	88	95



CONDENSATE (Mbpd)



	Mar-21	Apr-21	May-21	Jun-21	Jul-21	Aug-21	preliminary Sep-21
National	79	75	97	113	125	136	142
Range							139 - 146
Entitlements	78.2	75.1	96.2	112.9	125.1	135.2	141.2
Migrations	0.5	0.4	0.4	0.3	0.3	0.3	0.3
Rounds	0.0	0.0	0.0	0.0	0.0	0.0	0.0

Visit the official National Hydrocarbon Production report

Visit sih.hidrocarburos.gob.mx

Notes:

1. Official volumes validated by the CNH are expected to be within the estimated range, with a confidence level of 90%. Variations in the volume levels from Entitlements, Contract Migrations, and Tender Rounds are within the National estimated range.
2. Official volumes validated by the CNH will be published on hidrocarburos.gob.mx.
3. In accordance with Article 11 of the Technical Guidelines for Hydrocarbons Measurement, data is reported at temperature conditions of 15.56°C (60°F) and one atmosphere.

Units: thousand barrels per day (Mbpd), million cubic feet per day (MMcfpd).