

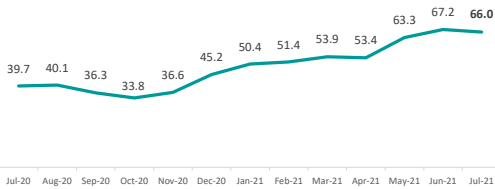
1,861

million dollars received by the FMP<sup>1</sup> during July 2021 for payments derived from hydrocarbons exploration and production activities

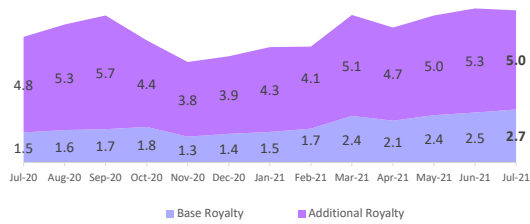
**Total Revenue**  
(millions of dollars)

| Month/Year        | Entitlements     | Contracts                                 |                                    | Total            |
|-------------------|------------------|---|------------------------------------|------------------|
|                   |                  | Royalties, Fees and Payments <sup>9</sup> | Signing Bonus / Tiebreaker Payment |                  |
| 2015              | 26,783.9         | 0.2                                       | 0.0                                | 26,784.0         |
| 2016              | 17,057.8         | 18.6                                      | 0.0                                | 17,076.4         |
| 2017              | 23,028.9         | 164.9                                     | 178.1                              | 23,371.9         |
| 2018              | 27,428.3         | 505.4                                     | 681.4                              | 28,615.1         |
| 2019              | 21,273.5         | 661.9                                     | 0.0                                | 21,935.4         |
| Jan-20            | 1,588.9          | 69.1                                      | 0.0                                | 1,658.0          |
| Feb-20            | 1,189.4          | 54.4                                      | 0.0                                | 1,243.8          |
| Mar-20            | 320.4            | 33.9                                      | 0.0                                | 354.4            |
| Abr-20            | 147.7            | 16.0                                      | 0.0                                | 163.8            |
| May-20            | 376.7            | 33.4                                      | 0.0                                | 410.1            |
| Jun-20            | 562.6            | 44.6                                      | 0.0                                | 607.1            |
| Jul-20            | 722.2            | 51.6                                      | 0.0                                | 773.8            |
| Ago-20            | 835.5            | 52.7                                      | 0.0                                | 888.3            |
| Sep-20            | 747.4            | 49.3                                      | 0.0                                | 796.6            |
| Oct-20            | 779.4            | 45.8                                      | 0.0                                | 825.2            |
| Nov-20            | 680.9            | 47.8                                      | 0.0                                | 728.7            |
| Dec-20            | 1,019.5          | 56.8                                      | 0.0                                | 1,076.3          |
| Ene-21            | 1,060.0          | 62.3                                      | 0.0                                | 1,122.3          |
| Feb-21            | 1,166.5          | 63.3                                      | 0.0                                | 1,229.7          |
| Mar-21            | 1,470.4          | 67.2                                      | 0.0                                | 1,537.6          |
| Apr-21            | 1,306.6          | 66.4                                      | 0.0                                | 1,373.0          |
| May-21            | 1,462.0          | 76.9                                      | 0.0                                | 1,538.8          |
| Jun-21            | 1,588.7          | 81.2                                      | 0.0                                | 1,670.0          |
| Jul-21            | 1,781.5          | 79.9                                      | 0.0                                | 1,861.5          |
| <b>Cumulative</b> | <b>134,378.8</b> | <b>2,403.5</b>                            | <b>859.5</b>                       | <b>137,641.9</b> |

**Net Revenues from the Sale of Hydrocarbons<sup>3</sup>**  
(millions of dollars)



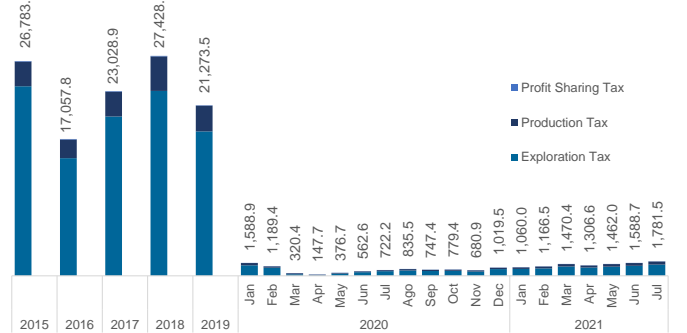
**Revenue from Licenses**  
(millions of dollars)



**Revenues from Signing Bonuses / Tiebreaker Payments**  
(millions of dollars)

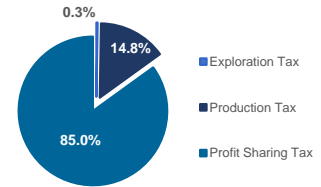
| Origin                               | 2017  | 2018  | Total |
|--------------------------------------|-------|-------|-------|
| Contracts Tendered in Bidding Rounds | 115.7 | 650.6 | 766.3 |
| Farmouts                             | 62.4  | 30.9  | 93.3  |

**Revenue from Entitlements<sup>3/</sup>**  
(millions of dollars)

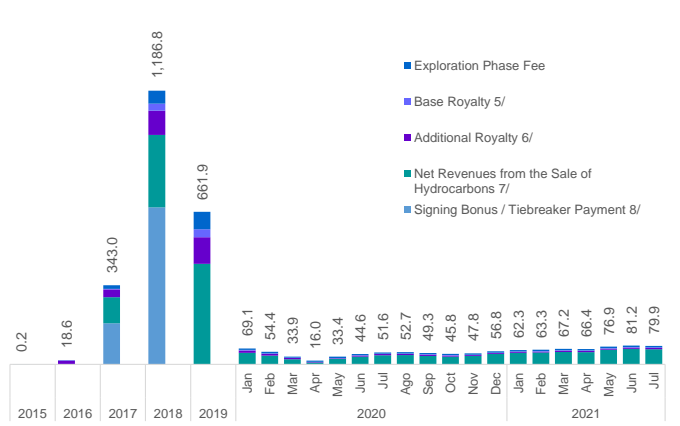


Entitlements are areas held and operated by the SPE<sup>2</sup> for exploration and production activities

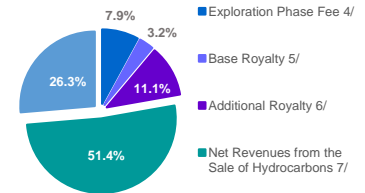
**Revenue Type**  
(Jan 2015 - Jul 2021)



**Payments from Contracts**  
(millions of dollars)



**Revenue Type**  
(Sep 2015-Jul 2021)



Contracts are areas held and operated by the SPE<sup>2</sup> and private companies to perform hydrocarbon exploration and production activities.

Source: Payments made by Entitlements holder to the Mexican Oil Fund for Stabilization and Development, as reported on the Fund's web site ("FMP" for its initials in Spanish). Accessed on October 14, 2021. Payments derived from Contracts made to the Mexican Oil Fund for Stabilization and Development, as reported on the Fund's Sys tem for Payments of Hydrocarbons' Entitlements and Contracts (SIPAC). Accessed on October 4, 2021.

Notes:  
Data for informative purposes only, made using calculations by the CNH, referring only to payments received by the FMP.  
The Exploration Tax, Production Tax, Profit Sharing Tax and Contractual Fee were converted to US dollars at the end of calend ar month using the exchange rate published in the Official Gazette of the Federation.  
Information presented in aggregate form by payment type, and may consider compensations or variations from previous periods.  
1/ Mexican Oil Fund for Stabilization and Development ("FMP" for its initials in Spanish).  
2/ State Productive Enterprise.  
3/ Revenues from Entitlements, in accordance with the Third Title of the Hydrocarbons' Revenue Law.  
4/ Exploration phase fee applicable for the exploratory phase, as referred to in Article 23 of the Hydrocarbons' Revenue Law.  
5/ Base Royalty refers to the payment described in Article 24 of the Hydrocarbons' Revenue Law.  
6/ Additional Royalty refers to the payment established as a share of the contractual value of the hydrocarbons in a given area, in accordance with Article 6(A) IV of the Hydrocarbons' Revenue Law.  
7/ Net Revenue from Sale of Hydrocarbons refers to the income that the seller receives from the sale of the hydrocarbons. These revenues correspond to the payment due to the State derived from Royalties and a percentage of Operating Profit, in accordance with Article 12 of the Hydrocarbons' Revenue Law. The amount does not include VAT, nor the payment for services to the seller.  
8/ Signing Bonus / Tiebreaker Payment refers to the cash amount transferred to the FMP, as was determined in the specific bid ding round terms and winning bid offer.  
9/ Includes all payments from Exploration and Production Contracts as specified in notes 4, 5, 6 and 7.