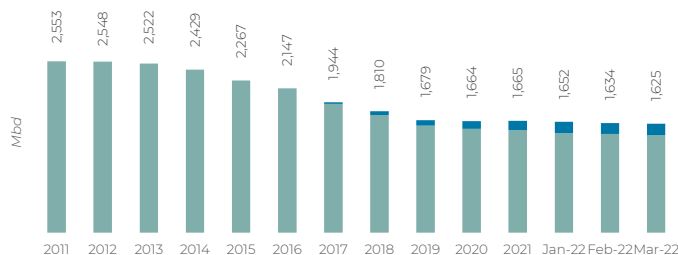
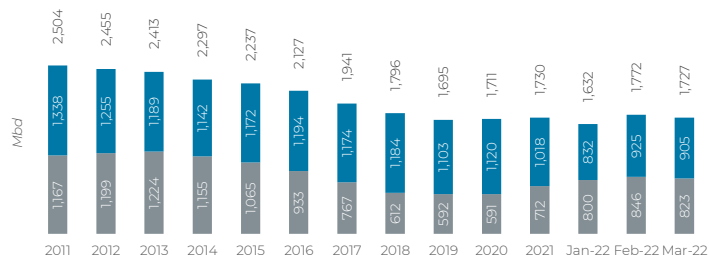


Oil production and distribution

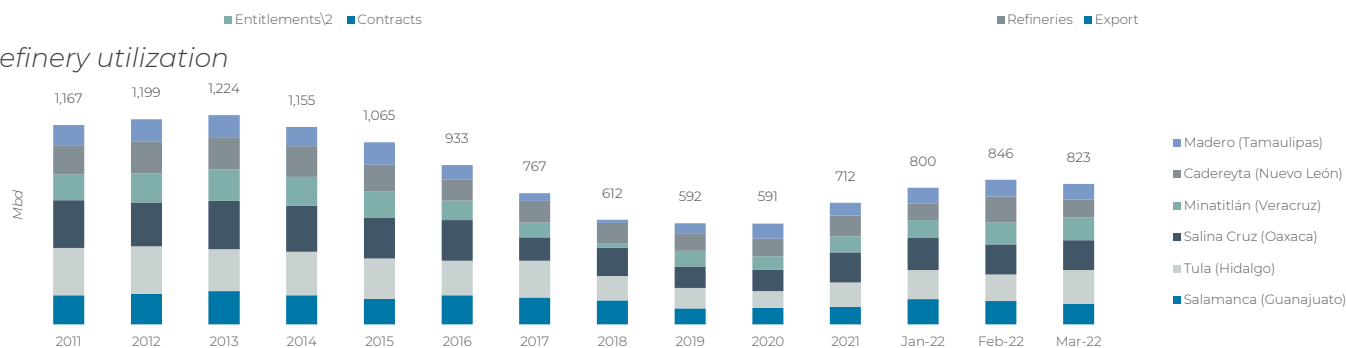
National oil production



Distribution¹



Refinery utilization



Oil exports during the month of March 2022



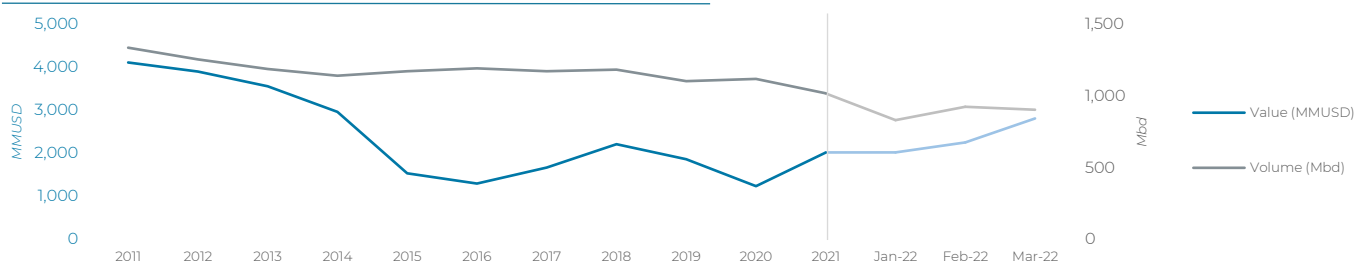
Oil exports by type

Type of oil ³	Volume (Mbd)	Value (MMUSD)	Average price (USD/b)
Olmeca			
Istmo	220	710.4	104.38
Maya ⁴	685	2,102.3	98.98
Total	905	2,812.7	100.29

Oil exports by destination

Region	Volume (Mbd)	Value (MMUSD)	Average price (USD/b)
America	650	2,024.7	100.49
Europe	95	287.2	97.72
Far East	160	500.9	101.02
Total	905	2,812.7	100.29

Volume and average value of oil exports



Notes:

- ¹The refining volume considers the volumen send to La Cangrejera and La Venta.
 - ²Prior to 2015 refers to the national oil production.
 - ³The Olmeca oil type corresponds to light oil, the Istmo oil type corresponds to medium oil, and the Maya type corresponds to heavy oil.
 - ⁴Includes Altamira and Talam oil.
- Mbd: thousand barrels per day
MMUSD: millions of dollars
Numbers may not add up to final sum due to rounding.

Sources:

Sistema de Información de Hidrocarburos.
Base de Datos Institucional de Pemex (consulted May 2022).