

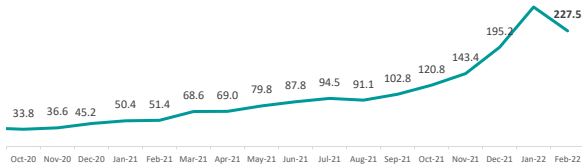
2,110

million dollars received by the FMP¹ during **February 2022** for payments derived from hydrocarbons exploration and production activities

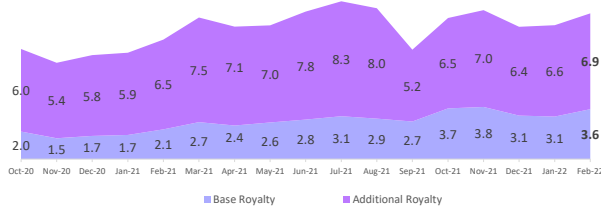
Total Revenue (millions of dollars)

Month/Year	Entitlements	Contracts		Total
		Royalties, Fees and Payments ⁹	Signing Bonus	
2015	26,783.9	0.2	0.0	26,784.0
2016	17,057.8	18.6	0.0	17,076.4
2017	23,028.9	164.9	178.1	23,371.9
2018	27,428.3	505.4	681.4	28,615.1
2019	21,273.5	661.9	0.0	21,935.4
Jan-20	1,588.9	69.1	0.0	1,658.0
Feb-20	1,189.4	54.4	0.0	1,243.8
Mar-20	320.4	33.9	0.0	354.4
Abr-20	147.7	16.0	0.0	163.8
May-20	376.7	33.4	0.0	410.1
Jun-20	562.6	44.6	0.0	607.1
Jul-20	722.2	51.6	0.0	773.8
Ago-20	835.5	52.7	0.0	888.3
Sep-20	747.4	49.3	0.0	796.6
Oct-20	779.4	47.6	0.0	827.0
Nov-20	680.9	49.7	0.0	730.5
Dec-20	1,019.5	58.9	0.0	1,078.5
Jan-21	1,060.0	64.2	0.0	1,124.1
Feb-21	1,166.5	66.1	0.0	1,232.5
Mar-21	1,470.4	84.7	0.0	1,555.1
Apr-21	1,306.6	84.7	0.0	1,391.3
May-21	1,462.0	95.7	0.0	1,557.6
Jun-21	1,588.7	104.7	0.0	1,693.4
Jul-21	1,781.5	112.2	0.0	1,893.7
Aug-21	1,537.7	108.1	0.0	1,645.8
Sep-21	1,562.3	116.7	0.0	1,679.0
Oct-21	2,073.3	137.0	0.0	2,210.3
Nov-21	1,895.9	159.8	0.0	2,055.8
Dec-21	1,911.4	210.8	0.0	2,122.2
Jan-22	1,786.0	290.1	0.0	2,076.1
Feb-22	1,865.9	244.4	0.0	2,110.3
Cumulative	147,011.3	3,791.2	859.5	151,662.0

Net Revenues from the Sale of Hydrocarbons³ (millions of dollars)



Revenue from Licenses (millions of dollars)



Revenues from Signing Bonuses / Tiebreaker Payments (millions of dollars)

Origin	2017	2018	Total
Contracts Tendered in Bidding Rounds	115.7	650.6	766.3
Farmouts	62.4	30.9	93.3

Source:

Payments made by Entitlements holder to the Mexican Oil Fund for Stabilization and Development, as reported on the Fund's web site ("FMP" for its initials in Spanish). Accessed on May 13, 2022.

Payments derived from Contracts made to the Mexican Oil Fund for Stabilization and Development, as reported on the Fund's System for Payments of Hydrocarbons' Entitlements and Contracts (SIPAC). Accessed on May 6, 2022.

Notes:

Data for informative purposes only, made using calculations by the CNH, referring only to payments received by the FMP.

The Exploration Tax, Production Tax, Profit Sharing Tax and Contractual Fee were converted to US dollars at the end of calendar month using the exchange rate published in the Official Gazette of the Federation.

Information presented in aggregate form by payment type, and may consider compensations or variations from previous periods.

1/ Mexican Oil Fund for Stabilization and Development ("FMP" for its initials in Spanish).

2/ State Productive Enterprise.

3/ Revenues from Entitlements, in accordance with the Third Title of the Hydrocarbons' Revenue Law.

4/ Exploration phase fee applicable for the exploratory phase, as referred to in Article 23 of the Hydrocarbons' Revenue Law.

5/ Base Royalty refers to the payment described in Article 24 of the Hydrocarbons' Revenue Law.

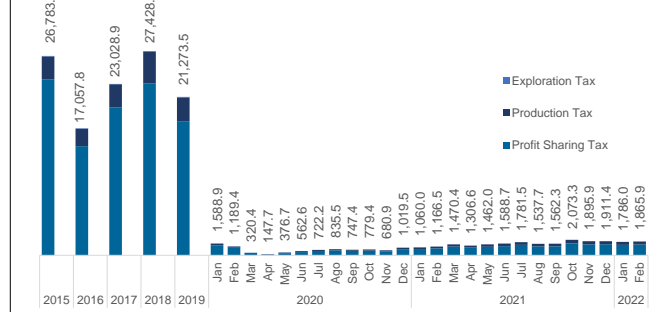
6/ Additional Royalty refers to the payment established as a share of the contractual value of the hydrocarbons in a given area, in accordance with Article 6(A) IV of the Hydrocarbons' Revenue Law.

7/ Net Revenue from Sale of Hydrocarbons refers to the income that the seller receives from the sale of the hydrocarbons. This revenue corresponds to the payment due to the State derived from Royalties and a percentage of Operating Profit, in accordance with Article 12 of the Hydrocarbons' Revenue Law. The amount does not include VAT, nor the payment for services to the seller.

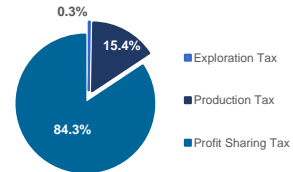
8/ Signing Bonus / Tiebreaker Payment refers to the cash amount transferred to the FMP, as was determined in the specific bid round terms and winning bid offer.

9/ Includes all payments from Exploration and Production Contracts as specified in notes 4, 5, 6 and 7.

Revenue from Entitlements^{3/} (millions of dollars)

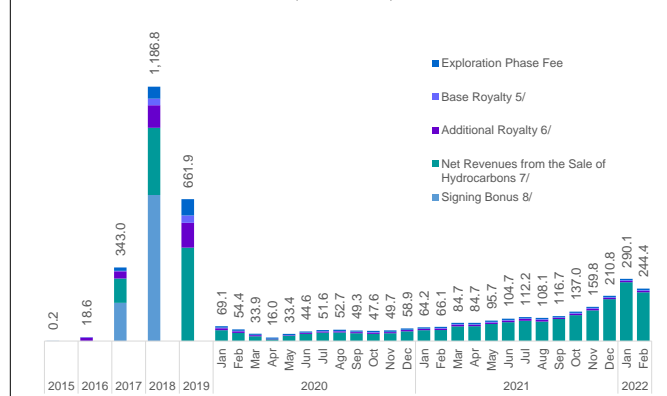


Revenue Type (Jan 2015 - Feb 2022)

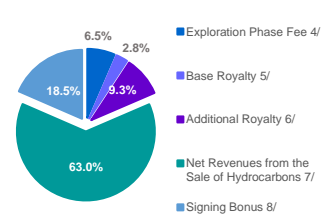


Entitlements are areas held and operated by the SPE² for exploration and production activities

Payments from Contracts (millions of dollars)



Revenue Type (Sep 2015 - Feb 2022)



Contracts are areas held and operated by the SPE² and private companies to perform hydrocarbon exploration and production activities.