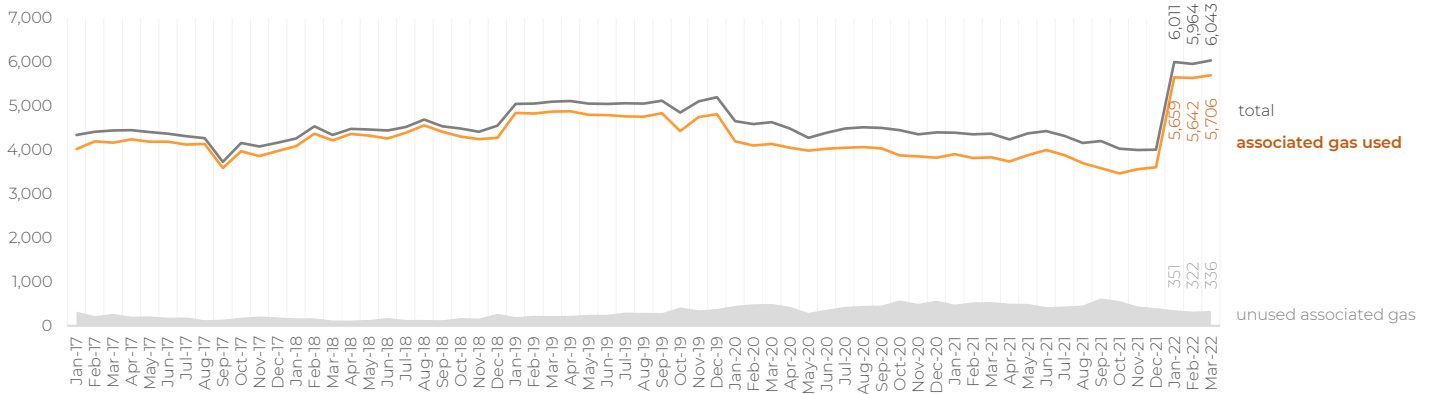


UTILIZATION OF ASSOCIATED GAS

March, 2022

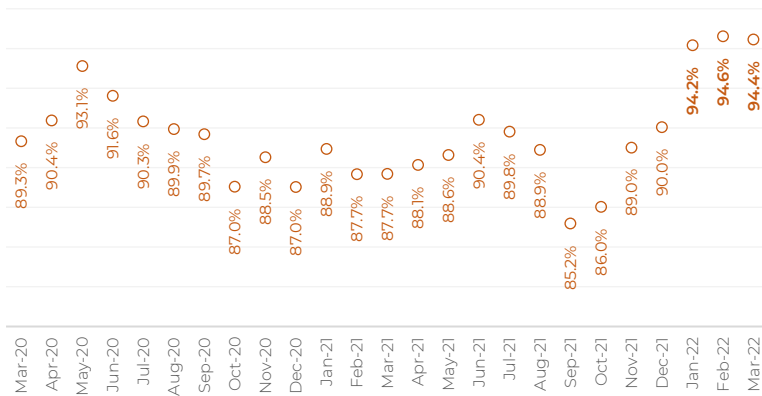
Historical associated gas use

Utilization of associated gas production and additional natural gas required for operations.
MMcfd



National percentage of associated gas utilization

March 2022



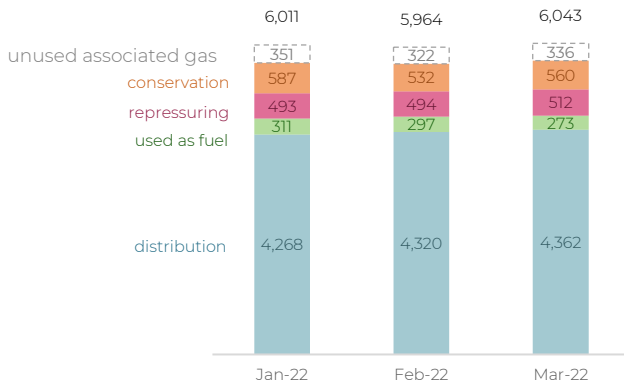
Average, by usage type and year

MMcfd

	2019	2020	2021	2022
Distribution	3,486	3,039	2,730	4,317
Repressuring	407	400	429	500
Conservation	535	430	432	559
Used as fuel	359	152	161	294
Associated gas used	4,787	4,021	3,752	5,669
Associated gas unused	286	462	493	336

Third quarter balance

MMcfd



192

Programs for associated gas use

January- March 2022

Utilization percentage	Programs	January - March 2022 average	
		Unused volume (MMcfd)	Production and additional natural gas (MMcfd)
≥98%	103	14.7	3,658.2
97%-75%	26	80.9	1,532.7
74%-50%	4	211.9	770.8
49%-25%	6	21.3	36.3
<25%	53	7.5	7.8

For further information, please see the [Entitlement's Administration application](#)

Notes:
 Figures subject to revision.
 Only Entitlements and Contracts that have a current Associated Natural Gas Utilization Program in accordance to the Disposiciones Técnicas en materia de aprovechamiento de gas natural asociado, en la exploración y extracción de hidrocarburos.
 The goal of each Program is established in accordance with articles 14 and 15 of the Disposiciones Técnicas.
 Units: Million cubic feet per day (MMcfd).