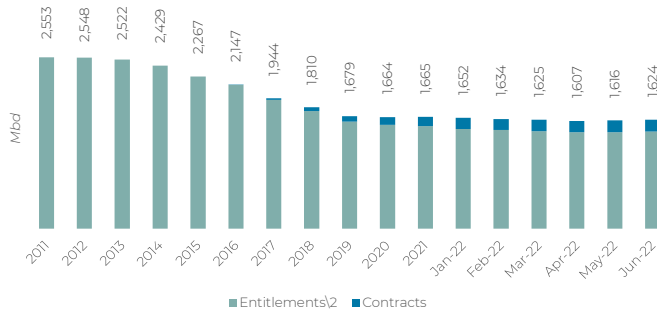
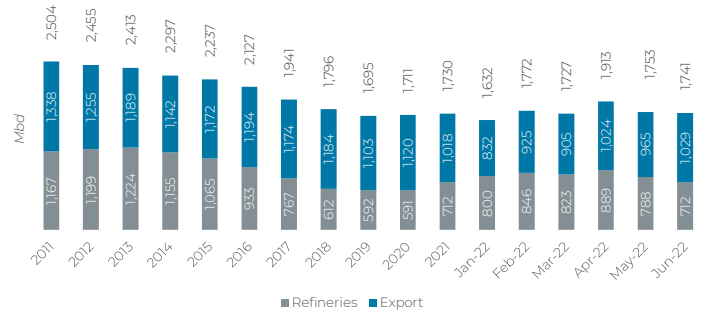


Oil production and distribution

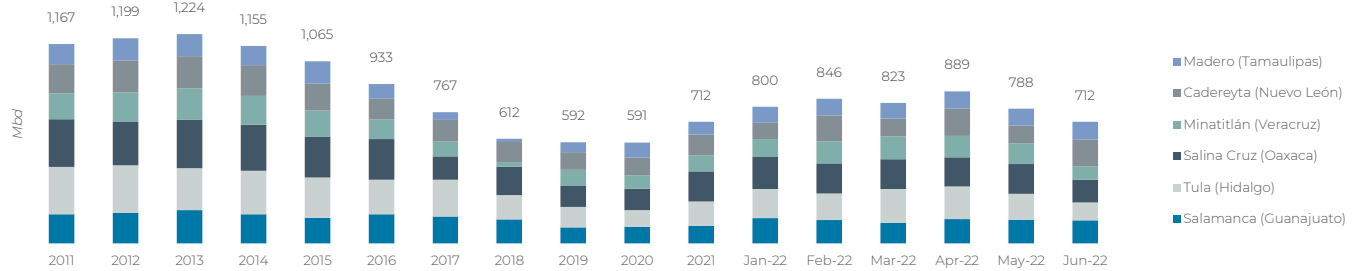
National oil production



Distribution¹



Refinery utilization



Oil exports during the month of June 2022



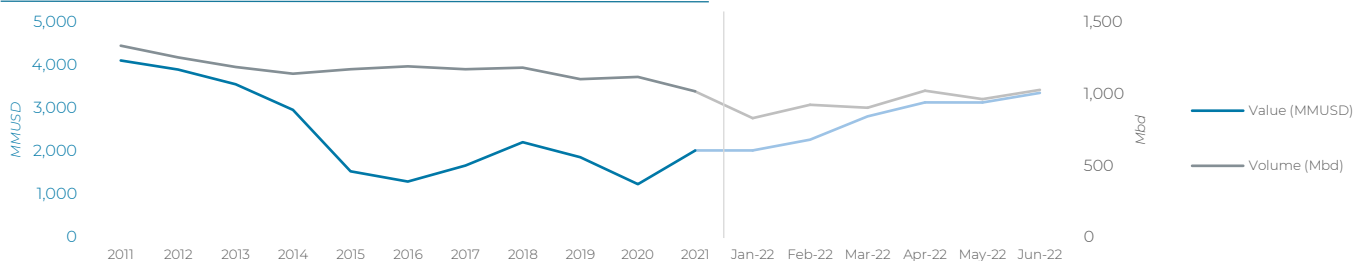
Oil exports by type

Type of oil ³	Volume (Mbpd)	Value (MMUSD)	Average price (USD/b)
Olmeca			
Istmo	293	980.5	111.68
Maya ⁴	737	2,380.9	107.74
Total	1,029	3,361.4	108.86

Oil exports by destination

Region	Volume (Mbpd)	Value (MMUSD)	Average price (USD/b)
America	664	2,188.8	109.92
Europe	167	525.6	104.61
Far East	198	647.1	108.88
Total	1,029	3,361.4	108.86

Volume and average value of oil exports



Notes:

¹The refining volume considers the volumen send to La Cangrejera and La Venta.
²Prior to 2015 refers to the national oil production.
³The Olmeca oil type corresponds to light oil, the Istmo oil type corresponds to medium oil, and the Maya type corresponds to heavy oil.
⁴Includes Altamira and Talam oil.
Mbd: thousand barrels per day
MMUSD: millions of dollars
Numbers may not add up to final sum due to rounding.

Sources:

Sistema de Información de Hidrocarburos.
Base de Datos Institucional de Pemex (consulted July 2022).