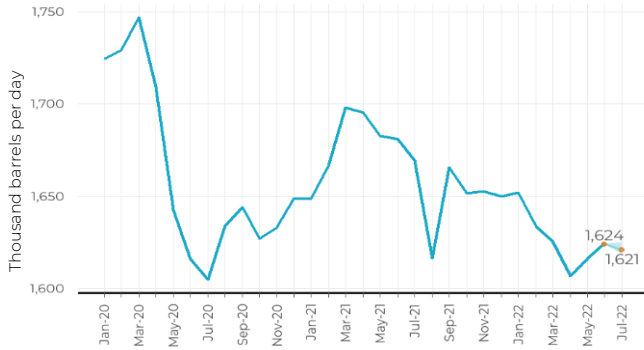


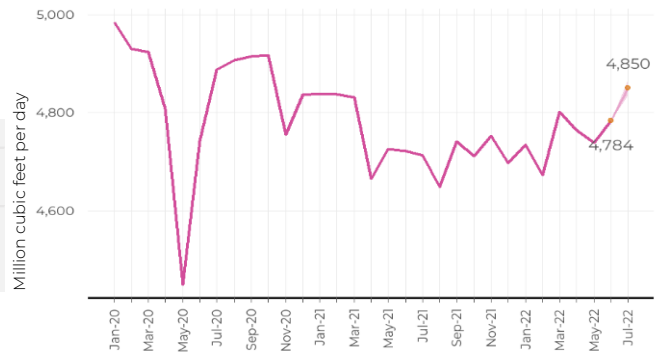
CRUDE OIL (Mbpd)



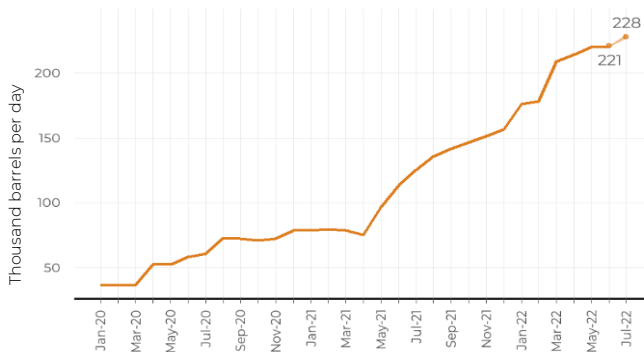
	Jan-22	Feb-22	Mar-22	Apr-22	May-22	Jun-22	preliminary Jul-22
National	1,652	1,634	1,625	1,607	1,616	1,624	1,621
Range							1,618 - 1,625
Entitlements	1,484	1,470	1,454	1,436	1,436	1,446	1,447
Migrations	106	99	98	100	103	104	105
Rounds	62	65	73	71	78	74	69

NATURAL GAS (MMcfpd)

	Jan-22	Feb-22	Mar-22	Apr-22	May-22	Jun-22	preliminary Jul-22
National	4,734	4,674	4,802	4,764	4,738	4,784	4,850
Range							4,836 - 4,867
Entitlements	4,488	4,422	4,545	4,525	4,486	4,523	4,599
Migrations	128	127	124	119	122	125	121
Rounds	119	125	133	121	130	136	129



CONDENSATE (Mbpd)



	Jan-22	Feb-22	Mar-22	Apr-22	May-22	Jun-22	preliminary Jul-22
National	176	178	209	214	220	221	228
Range							226 - 230
Entitlements	175.9	177.6	208.3	213.8	219.8	220.2	228.0
Migrations	0.4	0.4	0.5	0.4	0.4	0.4	0.3
Rounds	0.0	0.0	0.0	0.0	0.0	0.0	0.0

Visit the official National Hydrocarbon Production report

Visit sih.hidrocarburos.gob.mx

Notes:

1. Official volumes validated by the CNH are expected to be within the estimated range, with a confidence level of 90%. Variations in the volume levels from Entitlements, Contract Migrations, and Tender Rounds are within the National estimated range.
2. Official volumes validated by the CNH will be published on hidrocarburos.gob.mx.
3. In accordance with Article 11 of the Technical Guidelines for Hydrocarbons Measurement, data is reported at temperature conditions of 15.56°C (60°F) and one atmosphere.

Units: thousand barrels per day (Mbpd), million cubic feet per day (MMcfpd).