

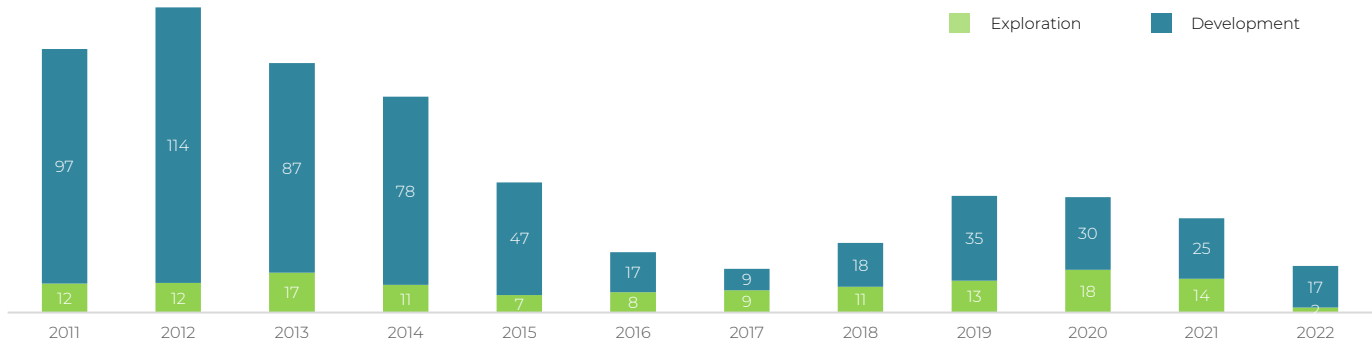
Rig count and drilling activity

June 2022

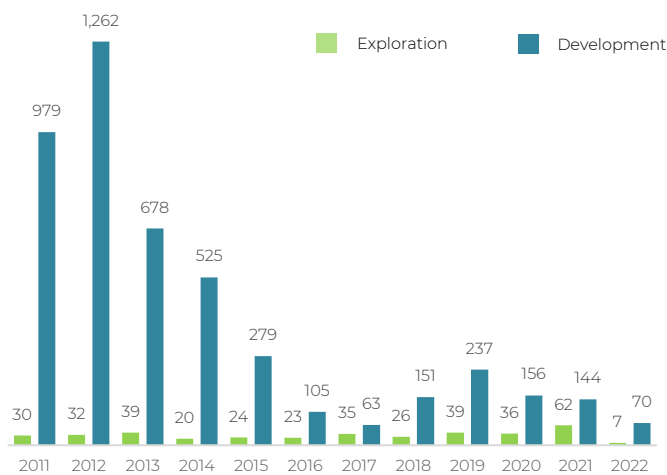
Second quarter 2022

		Rig count		Drilled wells		Completed wells	
		Entitlements	Contracts	Entitlements	Contracts	Entitlements	Contracts
Offshore	Exploration	0	0	0	0	1	2
	Development	6	1	10	2	19	4
Onshore	Exploration	1	0	0	0	4	0
	Development	6	1	20	9	17	12
Total		13	2	30	11	41	18

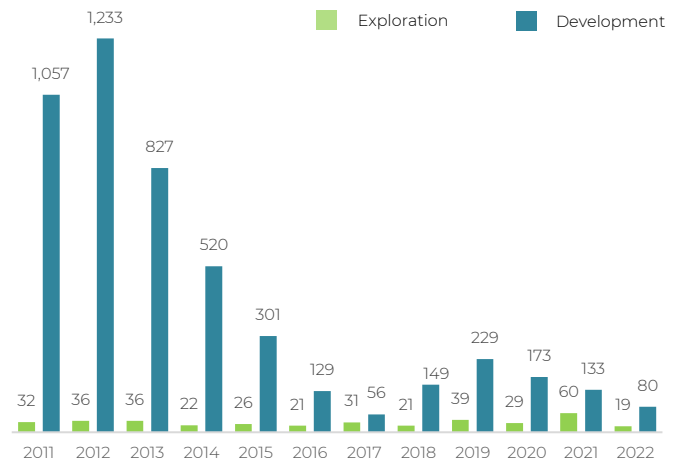
Rig count by well type



Drilled wells by type



Completed wells by type



For more information, consult the Hydrocarbons Information System sih.hidrocarburos.gob.mx

Notes:

The rig count is equal to the days of use divided by the total days of the month.
Average rig count from the beginning of the year through June 2022.
Cumulative number of wells from the beginning of the year through June 2022.