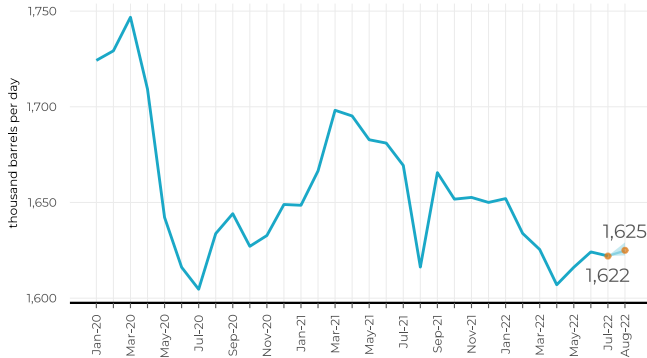


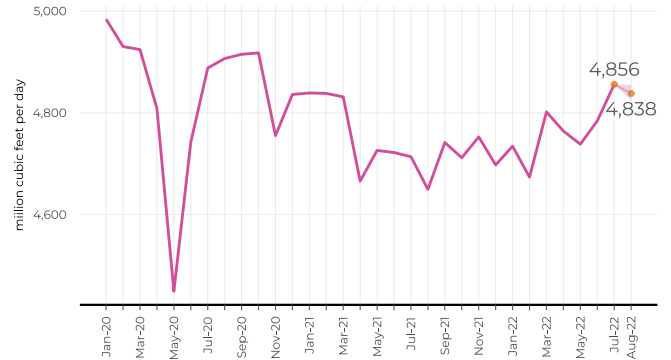
CRUDE OIL (Mbpd)



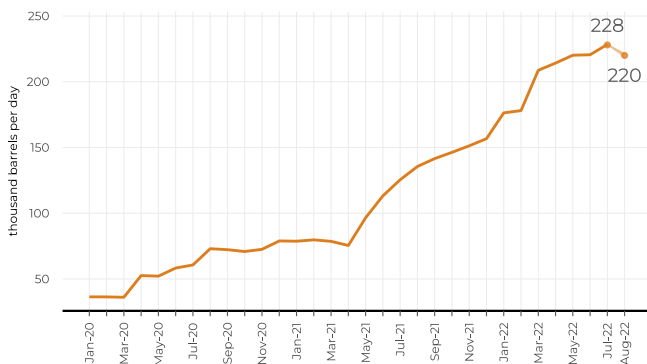
	Feb-22	Mar-22	Apr-22	May-22	Jun-22	Jul-22	Aug-22
National	1,634	1,625	1,607	1,616	1,624	1,622	1,625
CI(90%)							1,622 - 1,629
Entitlements	1,470	1,454	1,436	1,436	1,446	1,447	1,442
Migrations	99	98	100	103	104	105	101
Rounds	65	73	71	78	74	71	81

NATURAL GAS (MMcfpd)

	Feb-22	Mar-22	Apr-22	May-22	Jun-22	Jul-22	Aug-22
National	4,674	4,802	4,764	4,738	4,784	4,856	4,838
CI(90%)							4,824 - 4,855
Entitlements	4,422	4,545	4,525	4,486	4,523	4,599	4,582
Migrations	127	124	119	122	125	121	119
Rounds	125	133	121	130	136	135	137



CONDENSATE (Mbpd)



	Feb-22	Mar-22	Apr-22	May-22	Jun-22	Jul-22	Aug-22
National	178	209	214	220	221	228	220
CI(90%)							217 - 222
Entitlements	177.6	208.3	213.8	219.8	220.2	228.0	219.9
Migrations	0.4	0.5	0.4	0.4	0.4	0.3	0.3
Rounds	0.0	0.0	0.0	0.0	0.0	0.0	0.0

Visit the official [National Hydrocarbon Production report](#).
Visit sih.hidrocarburos.gob.mx

Notes:

- Official volumes validated by the CNH are expected to be within the estimated range, with a confidence interval (CI) of 90%. Variations in the volume levels from Entitlements, Contract Migrations, and Tender Rounds are within the National estimated range
- Official volumes validated by the CNH will be published on hidrocarburos.gob.mx.
- In accordance with Article 11 of the Technical Guidelines for Hydrocarbons Measurement, data is reported at temperature conditions of 15.56°C (60°F) and one atmosphere.

Units: thousand barrels per day (Mbpd), million cubic feet per day (MMcfpd).