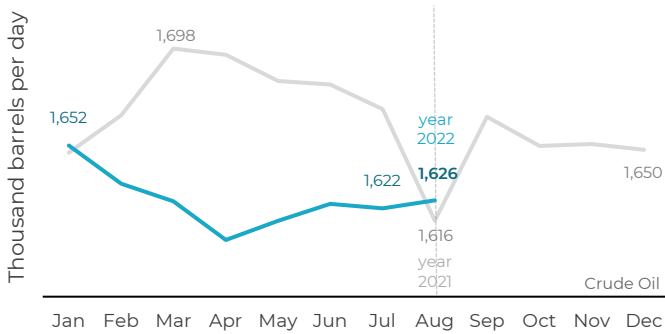


CRUDE OIL & CONDENSATE

Thousand barrels per day	August 2022	average 2022
Liquids	1,846	1,834
Crude Oil	1,626	1,626
Condensate	220	209

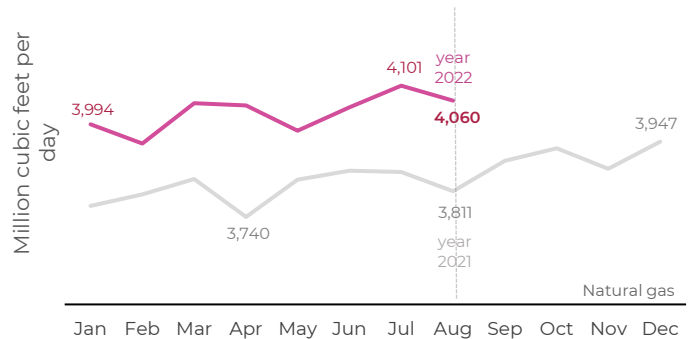


Production by operator*		oil (Mbpd)	
PEMEX EXPLORACIÓN Y PRODUCCIÓN	Entitlements	1,442	
	Migrations	77	
		1	
1,520 93%			
OTHER OPERATORS	Migrations	24	
	Farmouts	11	
	Rounds	72	
106 7%			

NATURAL GAS

volume without nitrogen

Million cubic feet per day	August 2022	average 2022
Natural gas	4,060	4,028
Associated	2,389	2,391
Non-associated	1,671	1,637



Production by operator*		natural gas (MMcfd)	
PEMEX EXPLORACIÓN Y PRODUCCIÓN	Entitlements	3,805	
	Migrations	17	
		1	
3,822 94%			
OTHER OPERATORS	Migrations	101	
	Farmouts	22	
	Rounds	116	
239 6%			

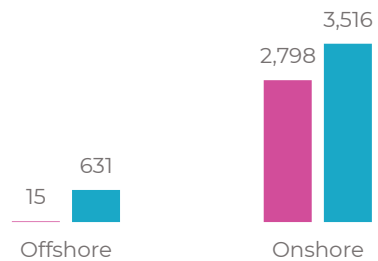
Producing wells by location

6,960 producing wells

2,813 wells producing non-associated natural gas

4,147 wells producing oil and associated natural gas

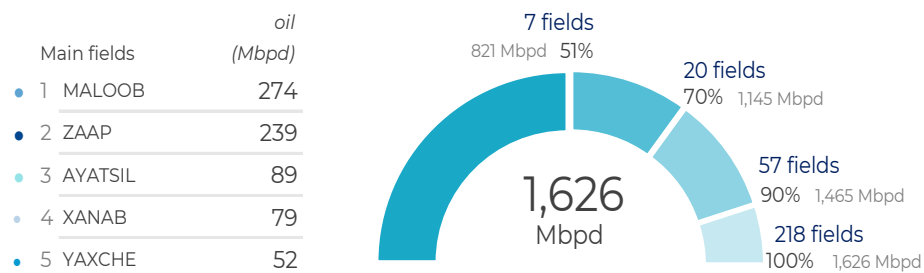
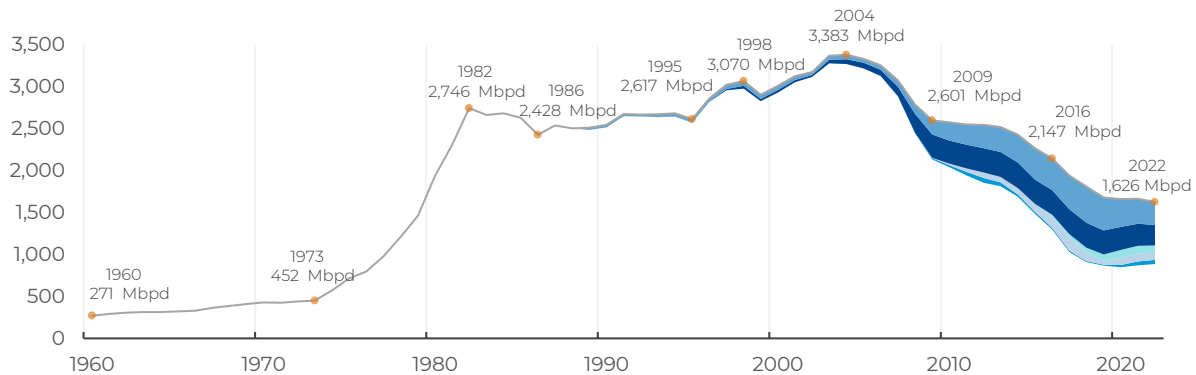
- Non-associated natural gas producing wells
- Oil and associated gas producing wells



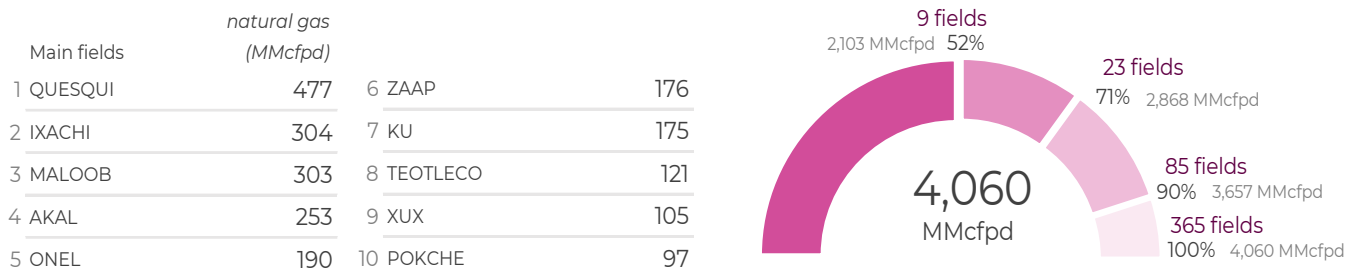
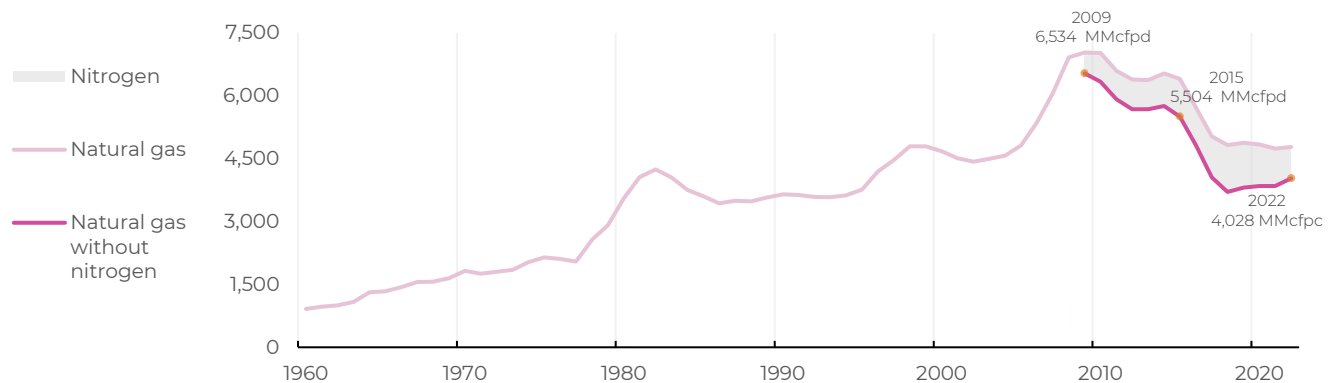
* See production by operator at sih.hidrocarburos.gob.mx

Notes:
According to the *Lineamientos Técnicos en Materia de Medición de Hidrocarburos*, Art. 11. Since 2016 data has been reported under temperature and pressure conditions of 15.56°C (60°F) and one atmosphere.
Condensates: Natural gas liquids that consist mainly of pentanes and heavier hydrocarbons components.
Units: thousand barrels per day (Mbpd), million cubic feet per day (MMcfd).

Historical oil production and main producing fields



Historical natural gas production and main producing fields



Visit sih.hidrocarburos.gob.mx

Notes:
According to the *Lineamientos Técnicos en Materia de Medición de Hidrocarburos*, Art. 11. Since 2016 data has been reported under temperature and pressure conditions of 15.56°C (60°F) and one atmosphere.
Units: thousand barrels per day (Mbpd), million cubic feet per day (MMcfpd).