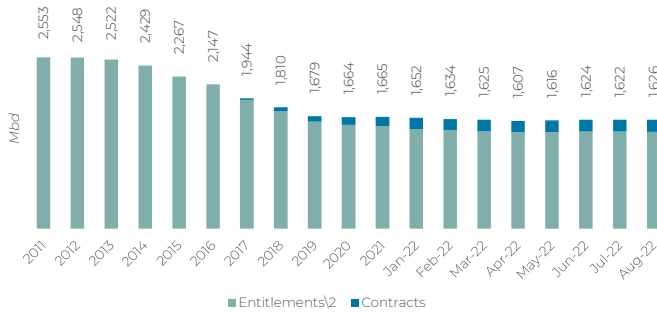
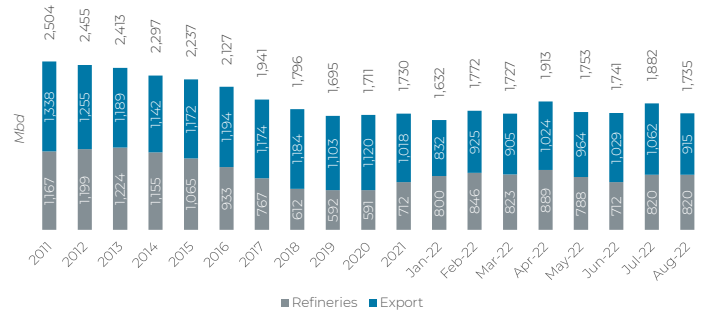


Oil production and distribution

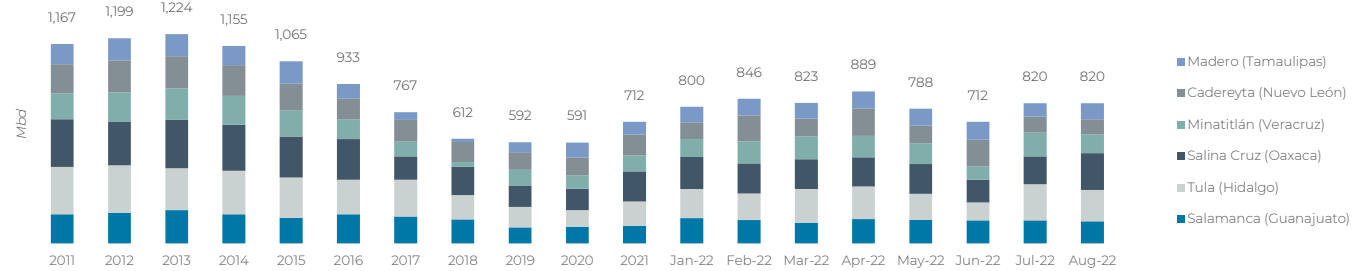
National oil production



Distribution¹



Refinery utilization



Oil exports during the month of August 2022



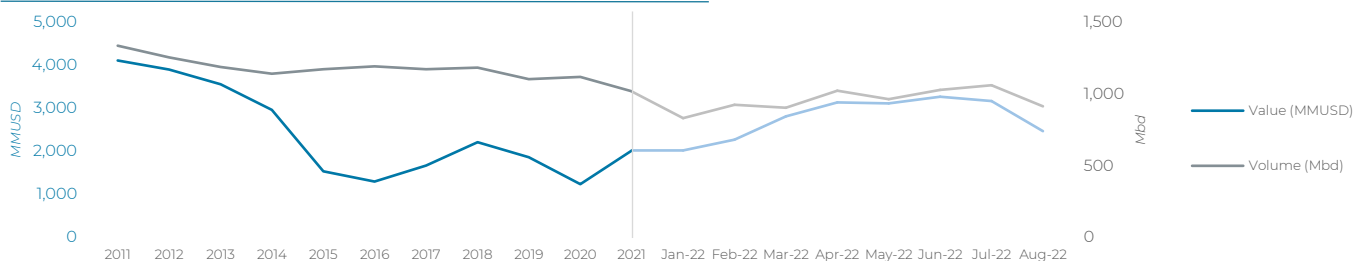
Oil exports by type

Type of oil ³	Volume (Mbd)	Value (MMUSD)	Average price (USD/b)
Olmeca			
Istmo	286	802.2	90.48
Maya ⁴	629	1,668.9	85.64
Total	915	2,471.1	87.15

Oil exports by destination

Region	Volume (Mbd)	Value (MMUSD)	Average price (USD/b)
America	671	1,793.7	86.20
Europe	81	220.6	87.98
Far East	163	456.8	90.65
Total	915	2,471.1	87.15

Volume and average value of oil exports



Notes:

¹The refining volume considers the volumen send to La Cangrejera and La Venta.
²Prior to 2015 refers to the national oil production.
³The Olmeca oil type corresponds to light oil, the Istmo oil type corresponds to medium oil, and the Maya type corresponds to heavy oil.
⁴Includes Altamira and Talam oil.
Mbd: thousand barrels per day
MMUSD: millions of dollars
Numbers may not add up to final sum due to rounding.

Sources:

Sistema de Información de Hidrocarburos.
Base de Datos Institucional de Pemex (consulted September 2022).