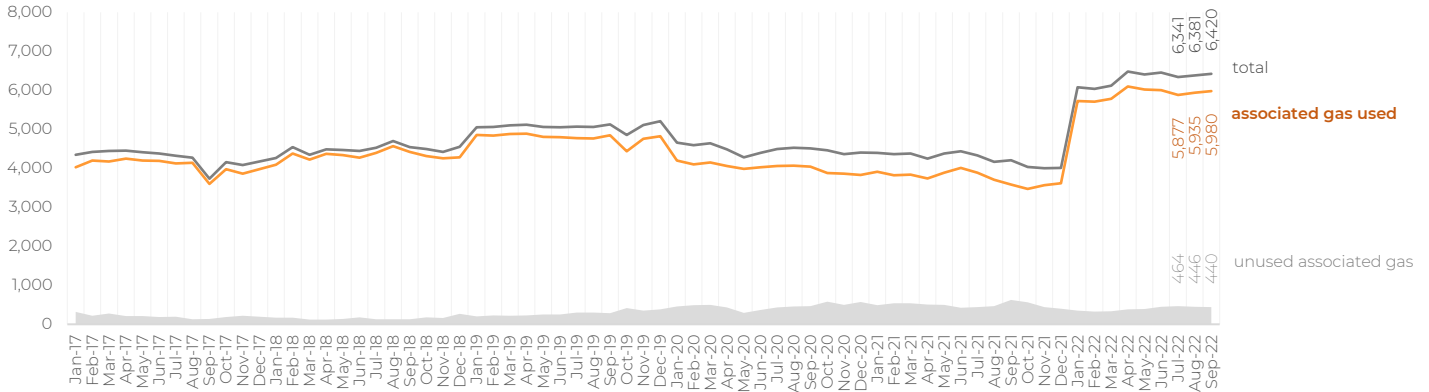


UTILIZATION OF ASSOCIATED GAS

September, 2022

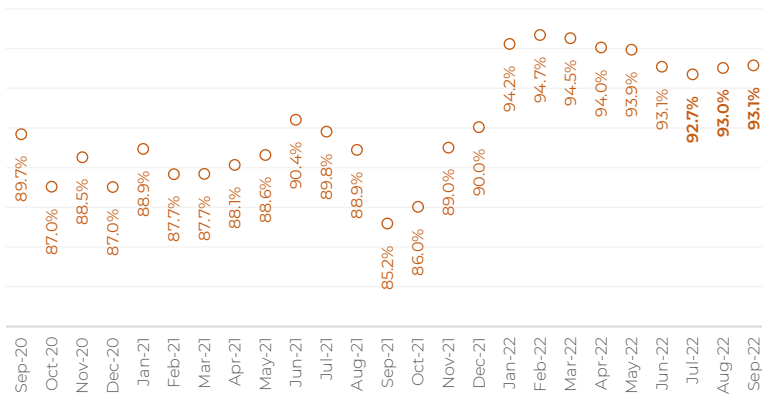
Historical associated gas use

Utilization of associated gas production and additional natural gas required for operations.
MMcfpd



National percentage of associated gas utilization

September 2022



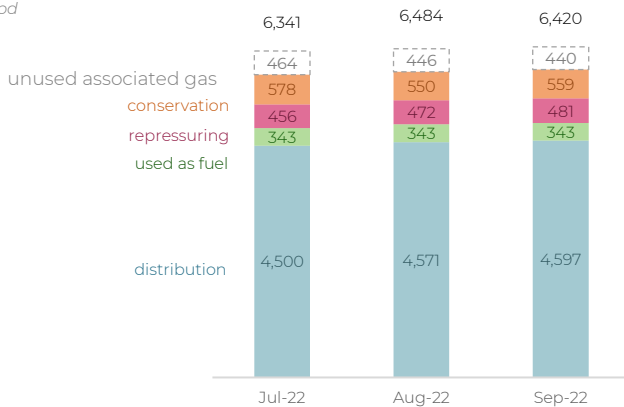
Average, by usage type and year

MMcfpd

	2019	2020	2021	2022
Distribution	3,486	3,039	2,730	4,537
Repressuring	407	400	429	479
Conservation	535	430	432	566
Used as fuel	359	152	161	322
Associated gas used	4,787	4,021	3,752	5,904
Associated gas unused	286	462	493	398

Third quarter balance

MMcfpd



192

Programs for associated gas use

July - September 2022

Utilization percentage	Programs	July - September 2022 average	
		Unused volume	Production and additional natural gas
≥98%	105	12.6	3,302.4
97%-75%	24	146.2	2,119.3
74%-50%	9	261.2	497.9
49%-25%	4	12.8	9.9
<25%	50	17.1	0.9

For further information, please see the [Entitlement's Administration application](#)

Notes:
 Figures subject to revision.
 Only Entitlements and Contracts that have a current Associated Natural Gas Utilization Program in accordance to the Disposiciones Técnicas en materia de aprovechamiento de gas natural asociado, en la exploración y extracción de hidrocarburos.
 The goal of each Program is established in accordance with articles 14 and 15 of the Disposiciones Técnicas.
 Units: Million cubic feet per day (MMcfpd).