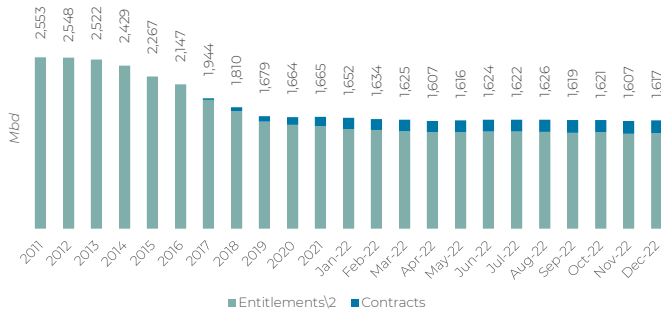


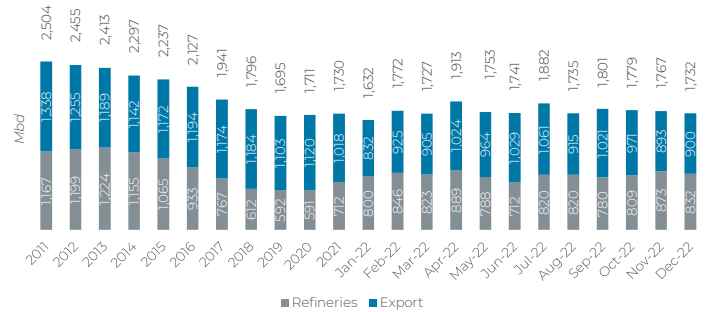
Data after 2022 can be consulted in the Base de Datos Institucional de Pemex

Oil production and distribution

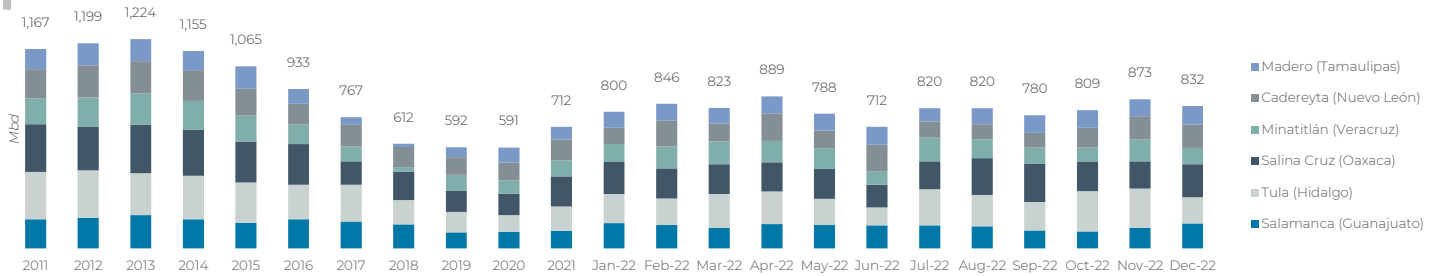
National oil production



Distribution¹



Refinery utilization



Oil exports during the month of December 2022



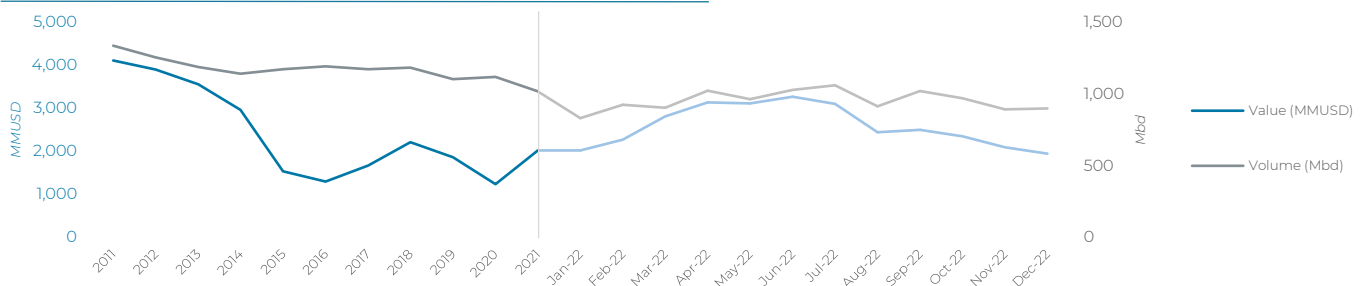
Oil exports by type

Type of oil ³	Volume (Mbpd)	Value (MMUSD)	Average price (USD/b)
Olmeca			
Istmo	332	758.4	73.62
Maya ⁴	567	1,188.9	67.59
Total	900	1,947.4	69.82

Oil exports by destination

Region	Volume (Mbpd)	Value (MMUSD)	Average price (USD/b)
America	627	1,314.4	67.61
Europe	144	318.4	71.39
Far East	129	314.6	78.83
Total	900	1,947.4	69.82

Volume and average value of oil exports



Notes:

¹The refining volume considers the volumen send to La Cangrejera and La Venta.
²Prior to 2015 refers to the national oil production.
³The Olmeca oil type corresponds to light oil, the Istmo oil type corresponds to medium oil, and the Maya type corresponds to heavy oil.
⁴Includes Altamira and Talamol.
 Mbd: thousand barrels per day
 MMUSD: millions of dollars
 Numbers may not add up to final sum due to rounding.

Sources:

Sistema de Información de Hidrocarburos.
 Base de Datos Institucional de Pemex (consulted January 2023).