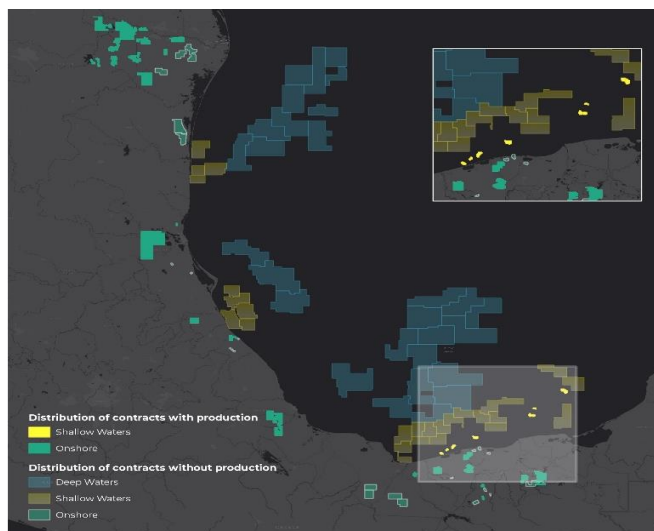
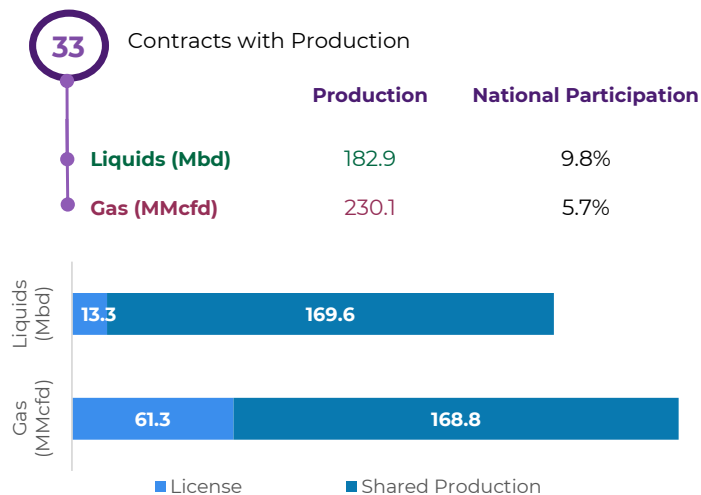


# CNH Hydrocarbon Production in Contracts

Comisión Nacional de Hidrocarburos

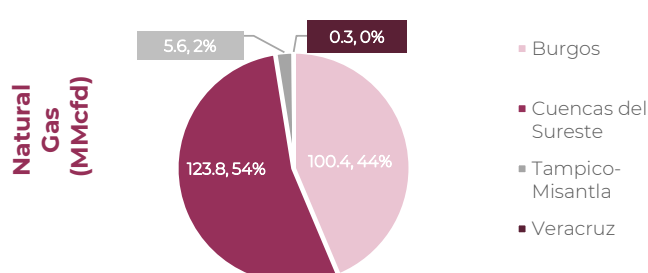
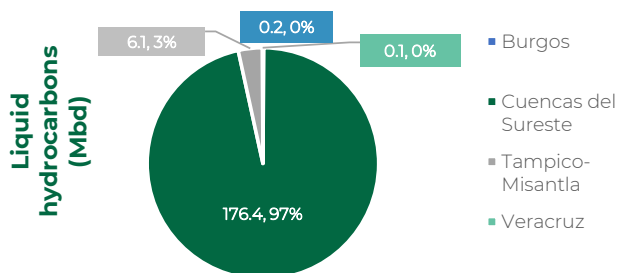
February 2024

## Distribution of Production in Contracts



States	Producer contracts	Liquids (Mbd)
Campeche	2.0	101.3
Tabasco	7.0	73.7
Veracruz	6.0	7.0
Tamaulipas	2.0	0.5
Chiapas	2.0	0.3
	<b>19</b>	<b>182.9</b>

States	Producer contracts	Gas (MMcfd)
Tamaulipas	5	79
Tabasco	8	76
Campeche	2	42
Nuevo León	9	21
Veracruz	6	7
Chiapas	2	4
	<b>32</b>	<b>230.1</b>



## Variation in Production by Contracts

Liquid Hydrocarbons	Feb-23	Jan-24	Feb-24	Feb 2024 vs Feb 2023	Feb 2024 vs Jan 2024
Contracts with Production	19	20	19	-	▼ -5.0%
Production [Mbd]	201.7	185.6	182.9	▼ -9.3%	▼ -1.5%

Natural Gas	Feb-23	Jan-24	Feb-24	Feb 2024 vs Feb 2023	Feb 2024 vs Jan 2024
Contracts with Production	34	32	32	▼ -5.9%	-
Production [MMcfd]	239.9	236.1	230.1	▼ -4.1%	▼ -2.5%

**Notes:**  
 Figures subject to revision.  
 Production corresponds to well production volumes, including production tests, reported by contractors. Includes condensate.  
 Total figures may not match due to rounding issues.

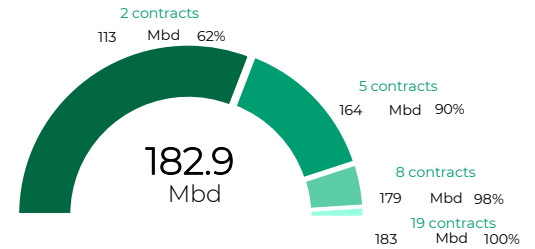
**Sources:**  
 Centro Nacional de Información de Hidrocarburos (CNIH) using Unidad Técnica de Extracción y su Supervisión's data.

Visit <https://sih.hidrocarburos.gob.mx/>

## Ranking of Contracts with the Highest Production

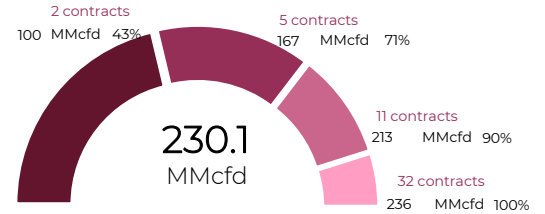
### Liquid hydrocarbons

Contract	Operator	Production (Mbd)	% of the total
1 CNH-M1-EK-BALAM/2017	PEMEX EXPLORACIÓN Y PRODUCCIÓN	90.1	49%
2 CNH-R01-L02-A1/2015	ENI MÉXICO	22.8	12%
3 CNH-R01-L02-A2/2015	HOKCHI ENERGY	22.4	12%
4 CNH-M2-SANTUARIO-EL GOLPE/2017	PERENCO MÉXICO (BEFORE PETROFAC MÉXICO)	17.8	10%
5 CNH-R01-L02-A4/2015	FIELDWOOD ENERGY E&P MÉXICO	11.2	6%

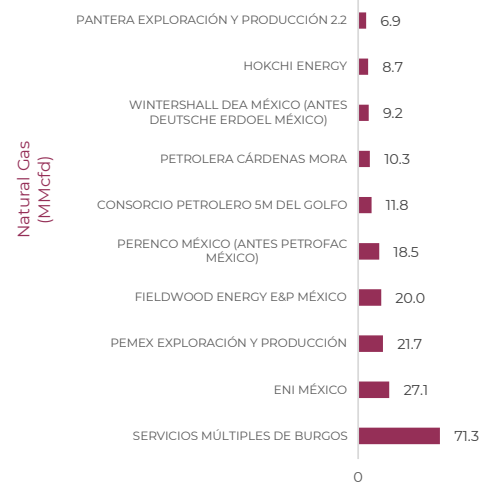
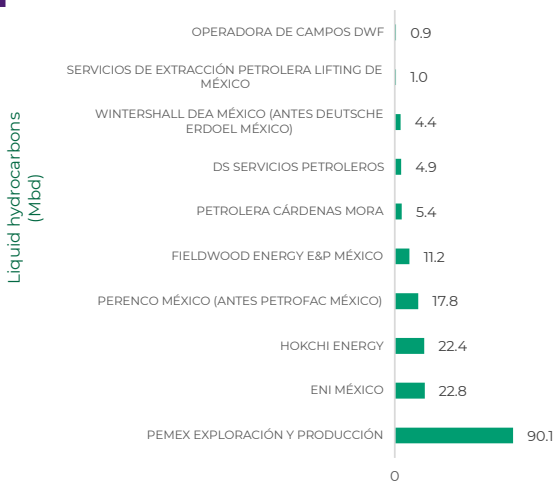


### Gas Natural

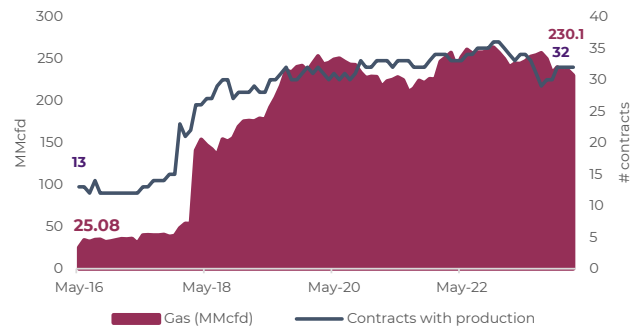
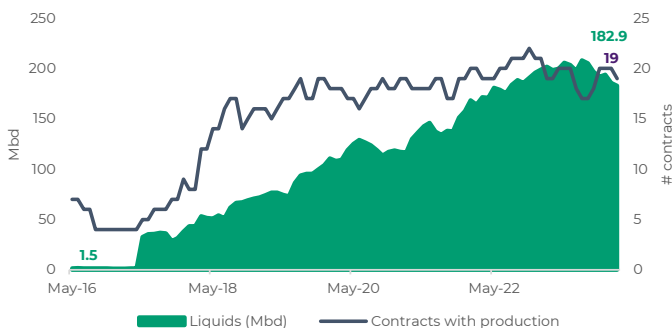
Contract	Operator	Production (MMcfd)	% of the total
1 CNH-M3-MISIÓN/2018	SERVICIOS MÚLTIPLES DE BURGOS	71.3	31%
2 CNH-R01-L02-A1/2015	ENI MÉXICO	27.1	12%
3 CNH-M1-EK-BALAM/2017	PEMEX EXPLORACIÓN Y PRODUCCIÓN	21.7	9%
4 CNH-R01-L02-A4/2015	FIELDWOOD ENERGY E&P MÉXICO	20.0	9%
5 CNH-M2-SANTUARIO-EL GOLPE/2017	PERENCO MÉXICO (ANTES PETROFAC MÉXICO)	18.5	8%



## Leading Operators



## Historical Hydrocarbon Production in Contracts



**Notes:**  
 Figures subject to revision.  
 Production corresponds to well production volumes, including production tests, reported by contractors. Includes condensate.  
 Total figures may not match due to rounding issues.

**Sources:**  
 Centro Nacional de Información de Hidrocarburos (CNIH) using Unidad Técnica de Extracción y su Supervisión's data.

Visit <https://sih.hidrocarburos.gob.mx/>