

**WTI**  
 USD/barrel  
 Monthly Average Price **81.28**  
 Monthly Variation **▲ 4.8%**

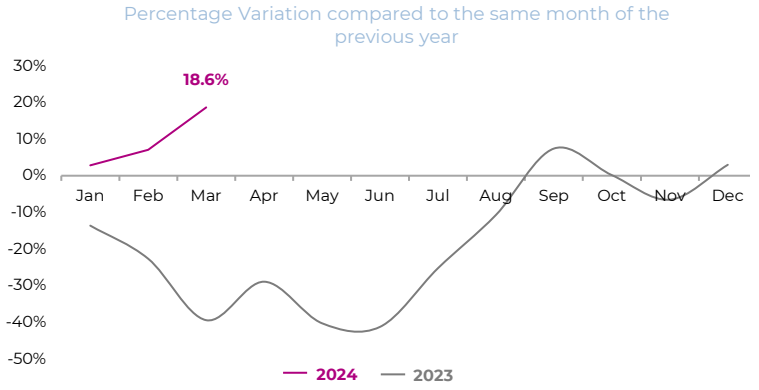
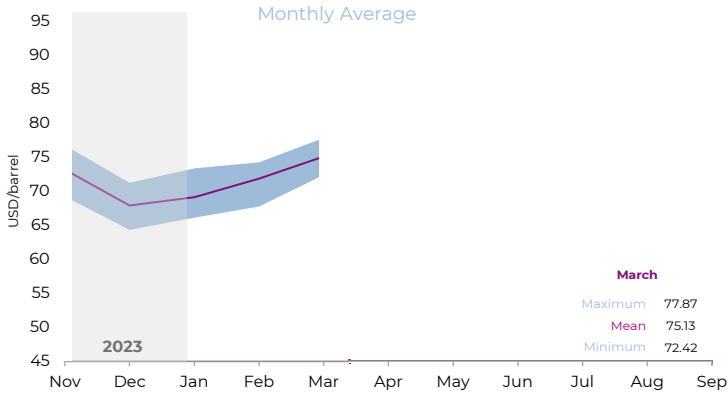
**Brent**  
 USD/barrel  
 Monthly Average Price **85.41**  
 Monthly Variation **▲ 2.1%**

**Mexican Crude Oil Basket**  
 USD/barrel  
 Monthly Average Price **75.13**  
 Monthly Variation **▲ 4.6%**

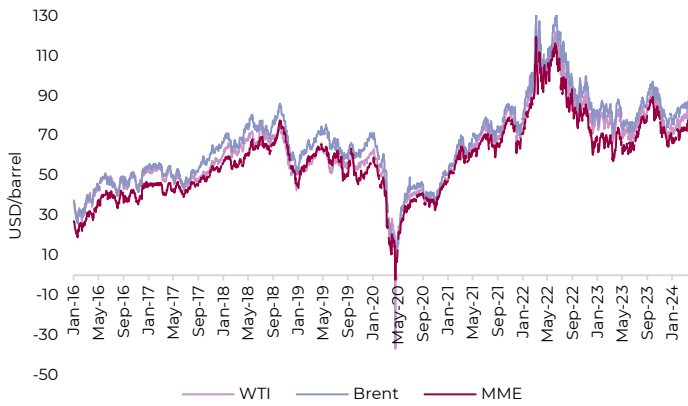
**Henry Hub**  
 USD/MMBTU  
 Monthly Average Price **1.49**  
 Monthly Variation **▼ -12.9%**

**Exchange Rate**  
 Peso/USD  
 Monthly Average Price **16.8**  
 Monthly Variation **▼ -1.7%**

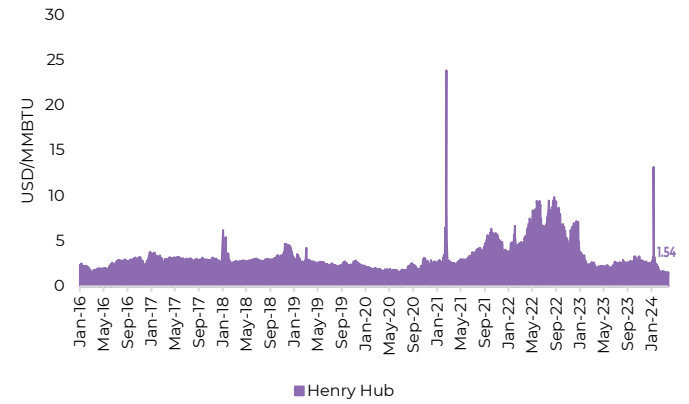
**Mexican Crude Oil Basket**



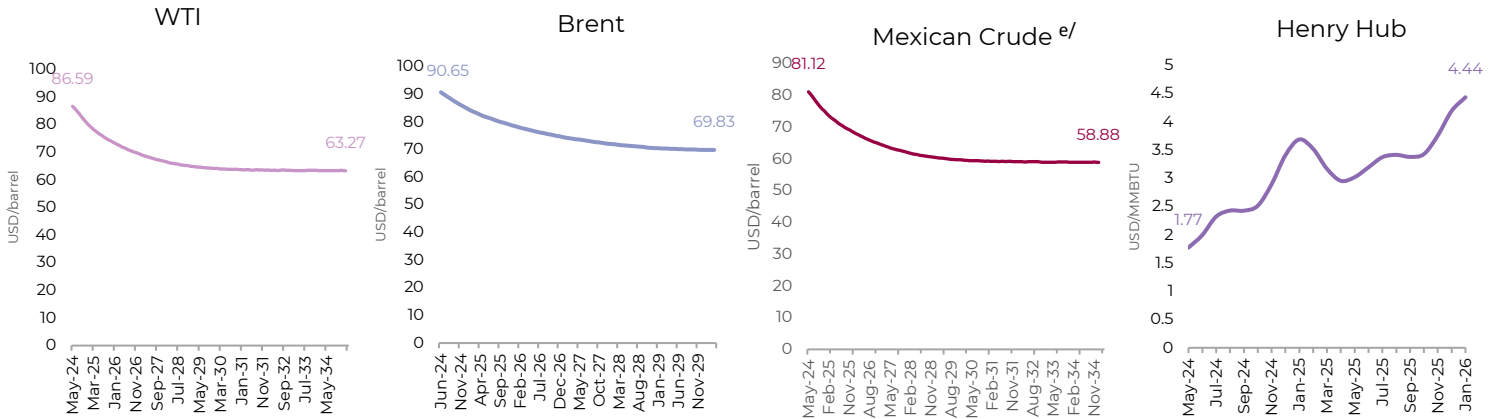
**Oil (Daily prices)**



**Natural Gas (Daily prices)**



**Futures (Monthly prices)**



**Source:** National Hydrocarbons Information Center (CNH) based on data from the U.S. Energy Information Administration (EIA), Banco de México (Banxico), and Refinitiv Eikon.

Daily and monthly prices correspond to the closing values of market operations. For the exchange rate, consider the monthly average reported by Banxico to settle obligations. Futures values correspond to the closing of operations on April 5th.

<sup>6</sup>The future prices of the Mexican Crude are analyzed through the futures prices of oil benchmarks and estimated from an econometric model. Its results are strictly for informational purposes and do not correspond to a statement from the National Hydrocarbons Commission.

USD = United States Dollar  
 MMBTU = Million British Thermal Units in Dollars